

Price List 2023

Commercial Hardware

United States | March 2023



What's New

This price book dated March 2023 contains new PRICE CHANGES.
All price changes affect the products listed below and take effect March 6, 2023.

Commercial Hardware

After careful consideration, we are announcing the following changes for the US and Canada markets:

- .7% average increase across our mechanical products BEST, dormakaba & design hardware;
- .75% Best Locks; 9.5% BEST Electronics
- .9% average increase across our electronic products (BEST, dormakaba)
- .5% increase for Keyscan and RCI products

General information

Table of contents

General information

| | |
|---|----|
| Terms and conditions of sale..... | 3 |
| BEST Masterkey code and Masterkey service policy | 6 |
| Quoting & Ordering | 92 |
| Return authorizations..... | 93 |
| Purchase order..... | 96 |
| Keying system summary | 98 |

Cylinders keys & keying

| | |
|---|----|
| Keying options..... | 8 |
| Key stamping | 8 |
| Key blanks | 9 |
| Cut keys..... | 10 |
| Uncombined SFIC cores & key blanks..... | 11 |
| Cylinder options..... | 12 |
| Cylinder parts | 13 |

Cylindrical locksets | Grade 1

| | |
|--------------------|----|
| QCL100 Series..... | 15 |
|--------------------|----|

Cylindrical locksets | Grade 2

| | |
|----------------------|----|
| QCL 200 Series | 21 |
|----------------------|----|

Interconnected locks | Grade 2

| | |
|---------------------|----|
| QCI200 Series | 26 |
|---------------------|----|

Tubular locksets | Grade 2

| | |
|--------------------|----|
| QTL200 Series..... | 32 |
|--------------------|----|

Auxiliary deadbolts | Grade 1

| | |
|---------------------|----|
| QDB100 Series | 38 |
|---------------------|----|

Auxiliary deadbolts | Grade 2

| | |
|--------------------|----|
| QDB200 Series..... | 42 |
|--------------------|----|

Exit devices & trims | Heavy duty

| | |
|------------------------|---------|
| QED100 Series | 48 |
| QED100/200 Series..... | 53 & 63 |
| QET100 Series | 59 |

Exit devices & trims | Mullions

| | |
|---------------------|----|
| QRM100 Series | 57 |
|---------------------|----|

Exit devices & trims | Narrow stile

| | |
|---------------------|----|
| QED200 Series..... | 51 |
| QET200 Series | 61 |

Exit devices & trims | Standard duty

| | |
|---------------------|----|
| QED300 Series..... | 64 |
| QRM300 Series | 70 |
| QET300 Series | 72 |
| QRT300 Series | 74 |

Door closers | Extra heavy duty

| | |
|--------------------|----|
| QDC100 Series..... | 78 |
|--------------------|----|

Door closers | Heavy duty

| | |
|---------------------|----|
| QDC200 Series | 82 |
|---------------------|----|

Door closers | Standard duty

| | |
|---------------------|----|
| QDC300 Series | 85 |
|---------------------|----|

Weights/Measures

| | |
|---------------------|----|
| Index & Forms | 88 |
|---------------------|----|

General information

Terms and conditions of sale

Acceptance. The following Terms and Conditions of sale are applicable to all Quotations, Contract, Purchase Orders, Order Acknowledgement Forms, and sales of Seller's services and products, and are the only applicable terms and conditions thereto, except for terms establishing prices, quantities, delivery schedules, terms of payment, invoicing, shipping instructions, and the identification of the products associated with each transaction. If any conflict exists between the Terms and Conditions and a Quotation, Purchase Order, Order Acknowledgment form, or sale, these Terms and Conditions shall prevail BY REQUESTING A QUOTATION OF ORDERING ANY PRODUCTS OR SERVICES FROM SELLER, BUYER AGREES TO ALL THE FOLLOWING TERMS AND CONDITIONS. If a written contract signed by both parties is in existence covering the sale of the goods and services, the terms and conditions of the contract shall control to the extent they are inconsistent with these Terms and Conditions.

1. Order Procedure. Buyer may or may not request the preparation of a Quotation prior to ordering any products or services from Seller. Buyer then shall place a Purchase Order with Seller. By placing a Purchase Order, Buyer makes an offer to purchase products or services from Seller pursuant to these Terms and Conditions. Seller, in its discretion, may accept or reject the Purchase Order. If Seller accepts the Purchase Order, Seller shall issue an Order Acknowledgement Form confirming Buyer's order. No Purchase Order is binding on Seller unless accepted by Seller as provided in these Terms and Conditions.

2. Quotations. All Quotations by Seller are subject to change or withdrawal without prior notice to Buyer unless otherwise specifically stated in the Quotation. Quotation prices are valid on Purchase Orders placed within 90 days of the quote being issued, unless otherwise specifically stated in the quotation. If no order is placed within the stated time frame, prices may be adjusted to reflect the then-current published prices, surcharges, escalators, or other pricing adjustment due to, among other things, costs of materials, labor, transportation, taxes, duties, and other cost increases to Seller. All resulting Purchase Orders become effective only if and when approved and accepted in writing by Seller by the issuance of its Order Acknowledgement Form. Seller reserves the right to discontinue manufacture of any products or change products materials, design, or specifications without notice.

Quotation prices are valid on Purchase Orders placed within 90 days of the quote being issued, unless otherwise specifically stated in this quotation. If no order is placed within the stated time frame, prices may be adjusted to reflect the then-current published prices, surcharges, escalators, or other pricing adjustment due to, among other things, costs of materials, labor, transportation, taxes, duties, and other cost increases to Seller. All resulting Purchase Orders become effective only if and when approved and accepted in writing by Seller by the issuance of its Order Acknowledgement Form. All Quotations and resulting orders are subject to Seller's Terms and Conditions set forth in the price book

3. Site Requirements.

a. The Quotation is contingent upon all work being performed during normal business hours unless otherwise negotiated and a mutually agreeable schedule. The Quotation is calculated on one continuous installation engagement based on acceptable site conditions where other dependent scopes have completed preparation for proposed materials (i.e. electrical work, floor work, adjacent construction). When Buyer has given authorization for work to begin, no other scopes may impede Seller's ability to complete installation in agreed upon area. Seller reserves the right

to invoice for costs that are incurred due to unacceptable site conditions or delays by others resulting in additional installation visits.

b. Signed acceptance by Buyer of shop drawings and/or submittals shall be interpreted as acceptance that proposed scope is the correct interpretation of construction documents. Any field verification and/or work required by others as detailed in the submittal will be provided and coordinated by Buyer. Work shall not begin nor shall orders be placed for any projects until all shop drawings and submittals have been approved in writing by Buyer.

4. Warranty. Seller warrants only that all products sold pursuant to a Quotation or Purchase Order will conform to the description in the Price Book and will be free from defects in workmanship and materials. The duration of each product warranty is dependent on the particular product. Refer to EAD & DHW warranty statement. Extended warranties may be available for an additional cost. Seller is not responsible for defects or damages caused by wear and tear, consumable materials, vandalism, fires, storms, floods, acts of God, misuse, abuse or alteration by any company other than Seller. Seller further warrants that Buyer will receive good and valid title to the products. Any claim on account of nonconforming or defective products or for any other cause whatsoever shall conclusively be deemed waived by Buyer unless written notice thereof is given to Seller promptly after discovery but no later than sixty (60) days from date of shipment. Seller shall have the right either to replace or repair any nonconforming or defective products, to refund the purchase price upon return of the products, or to grant a reasonable allowance on account of such nonconformance or defect Seller's liability and Buyer's exclusive remedy for nonconforming or defective products shall be limited solely to replacement, repair, refund, or allowance as Seller may elect. Seller shall be given reasonable opportunity to investigate all claims and no materials shall be returned to Seller until after inspection and approval by Seller and receipt by Buyer of written shipping instructions from Seller. Buyer acknowledges and agrees that the remedies set forth in this paragraph are Buyer's exclusive remedies for the delivery of nonconforming or defective products.

Additional Warranties

- a) No credit will be provided for any work completed by others during warranty term.
- b) Warranty work will be performed during normal business hours with our standard response times. Any warranty work taking place beyond normal business hours or with expedited response time may be billable.
- c) Products repaired or replaced under the warranty are warranted only through the remainder of the original warranty period.

Disclaimer of Further Warranties. Except as set forth above, there is no warranty, representation, or condition of any kind, express or implied (including no warranty of merchantability or fitness of the products for any use contemplated by Buyer) concerning Seller's products or services and none shall be implied by law.

5. Limitation of Liability and Remedies. Seller shall not be liable, and Buyer waives all claims against Seller for any incidental, consequential, or special damages, including without limitation, lost revenues and profits even if Seller has been advised of the possibility of such damages. Buyer's exclusive remedy for any cause of action under these Terms and Conditions is a claim for damages and in no event will damages or any other recovery of any kind against Seller exceed the purchase price of the

General information

Terms and conditions of sale (continued)

specific products or services as to which the claim is made. Seller will not be liable to Buyer for any loss, damage, or injury to persons or property resulting from the handling, storage, transportation, resale, or use of the products in manufacturing processes, or in combination with other substances, or otherwise.

6. Intellectual Property Indemnification. (a) Seller agrees to defend, indemnify and hold Buyer harmless against any claims, costs, damages, liability and expenses resulting from actual or alleged patent, trademark, or copyright infringement, misappropriation of confidential information, or violation of any other intellectual property right, domestic or foreign, in the selling or use of any part or product that is owned by Seller and that pertains to the subject matter of a Quotation, Purchase Order, or sale of products or services (provided that the product is not modified in anyway by Buyer or any other party, and that the product is used in the manner intended by Seller). If a suit or claim results in any injunction or any other order that would prevent Seller from supplying any product falling under a Quotation, Purchase Order, or sale, or if the result of such a suit or claim would, in the reasonable opinion of Seller, otherwise cause Seller to be unable to supply such products, Seller shall have the right, at its option, if it so chooses, to do one or more of the following: (i) secure an appropriate license to permit Seller to continue supplying the products to Buyer; (ii) modify the relevant product so that it becomes non-infringing, provided that any modification does not cause any material change to the operation or performance of the product; or (iii) replace the relevant product with a non-infringing but practically equivalent product. (b) Buyer agrees to defend, indemnify, and hold Seller harmless against any claims, costs, damages, liability and expenses resulting from actual or alleged patent, trademark, or copyright infringement, misappropriation of confidential information, or violation of any other intellectual property right, domestic or foreign, in the making, using or selling of any product or using any process that is owned by Buyer or is designed or specified by Buyer and that pertains to the subject matter of a Quotation, Purchase Order, or sale.

7. Ownership of Inventions. All drawings, know-how, designs, confidential information, and the like disclosed to Buyer by Seller and all rights therein will remain the property of Seller. Buyer shall have no claim to, ownership interest in, no license to, or no rights to any information provided or communicated by Seller.

8. Lead Times. If applicable, lead times are based on standard requirements by factory to provide materials proposed. Ship dates will be provided as estimate only once order is placed with the factory. Adequate packaging will be provided for any normal shipping circumstance such that materials will be protected and labeled as required. Special packaging may be provided for an additional expense. Shipping will be cost effective unless expedited fees are accepted by Buyer. If materials are to be provided to job site or Buyer location, dormakaba will make an informed decision as to the best instruction to provide the shipping company. If materials are not required to have direct delivery, materials will be brought to branch for pickup by Buyer. All freight terms shall be FOB. Any claims for damage in transit or lost freight, receiving, and inspection of materials is the responsibility of Buyer. It is a requirement of Buyer to inspect and review all materials prior to accepting shipment.

9. Title/Risk of Loss. All products shall be shipped FOB Seller's manufacturing facility to Buyer's designated delivery location. Unless otherwise agreed by the parties, Seller shall select the method of and carrier for the products. Seller reserves the right to ship items in a single or in multiple shipments. Title and risk

of loss to products ordered passes to Buyer upon delivery of the products to the freight carrier. Unless mutually agreed upon in writing, shipping dates are approximate and are based upon prompt receipt of all necessary information.

10. Prices. Quoted price is valid for 90 days. Seller reserve the right to revise quotations after the 90 days. All accepted Purchase Orders are subject to Seller's price in effect at time of shipment. Buyer shall be responsible for any increase in freight rates or transportation charges occurring after Seller prepared the Order Acknowledgment Form. on the Order Acknowledgment Form. Buyer shall pay to Seller in addition to the purchase price the amount of all fees, duties, licenses, and all sales, use, privilege, occupation, excise, or other taxes, federal, state, local, or foreign which Seller is required to pay or collect in connection with products or services sold to Buyer.

11. Payments. Unless otherwise agreed in writing between the parties, all Seller's invoices are payable within thirty (30) days of their date. Time is of the essence. Interest on past due amounts will be assessed at the rate of 2% per month (24% per annum), or the maximum allowable by law.

Seller reserves the right to full payment upon completion of work unless credit is pre-established. For any work requiring materials purchase or scheduling, a 50% deposit is due at time of proposal acceptance. Twenty percent (20%) of the Quotation, Purchase Order value may be billed after job award. Joint check agreements may be requested at the discretion of Seller. If payment is outstanding for any one account, work may be stopped and outstanding orders cancelled until account is restored. Should Seller require the use of collection, attorney's fees, or fees for insufficient funds, Buyer agrees that these funds will be repaid to Seller. Seller retains the right to file a lien against all or part of the property being improved. Seller reserves the right to add a 2.5% charge if invoice becomes delinquent beyond terms.

12. Cancellation. In the event a Buyer's Purchase Order and the issuance of an Order Acceptance Form is cancelled, it will be subject to standard 35% restocking fees, cancellation fees, engineering fees, materials & freight costs incurred, and administrative fees. Standard cancellation is 20% of order as long as no materials have been ordered. Should Buyer release material orders, Buyer will be liable for that portion of the job and 20% of the remaining amount of work unperformed/unordered.

13. Storage. If applicable, Seller reserves the right to implement a storage fee if delivery is delayed after agreed upon date. Should project timeline require storage of materials, Seller reserves the right to bill for those materials at the time they have been received at a Seller location, Buyer location, or at job site. Certificate of insurance for stored materials can be provided to Buyer upon request. Signed acceptance by Buyer of shop drawings and/or submittals shall be interpreted as acceptance that proposed scope is the correct interpretation of construction documents. Any field verification and/or work required by others as detailed in the submittal will be provided and coordinated by Buyer.

14. Insolvency. Seller may, at any time or times, suspend performance of any order or require payment in cash, security, or other adequate assurance satisfactory to Seller when, in Seller's opinion, the financial condition of Buyer or other grounds for insecurity, including the filing of a petition for bankruptcy, warrant such action.

15. Force Majeure. Seller shall not be liable for any delay in fulfilling any order due to (a) fires, floods, strikes, or other labor disputes, accidents to machinery, acts of sabotage,

General information

Terms and conditions of sale (continued)

riots, precedence or priorities granted at the request or for the benefit, directly or indirectly, of the federal or any state government or any subdivision or agency thereof, delays in transportation or lack of transportation facilities, restrictions imposed by federal or state legislation or rules of regulations thereunder; or (b) any cause beyond the control of Seller.

16. Ownership of Equipment. Unless otherwise agreed in a writing, all material, equipment, facilities, and special tooling, which term includes but is not limited to jigs, dies, fixtures, molds, patterns, special taps, special gauges, special test equipment, and manufacturing aids and replacements thereof, used in the manufacture of the products covered by any order shall remain the property of Seller. Any material, tooling, and equipment furnished to Seller by Buyer shall be and remain the personal property of Buyer with the title to and right of possession remaining in Buyer.

17. Confidential Information. All information furnished or made available by Seller to Buyer in connection with a transaction shall be held in confidence by Buyer. Buyer agrees not to use such information or disclose such information to others without Seller's prior written consent. The obligations of this paragraph does not apply to any information which (a) at the time of disclosure was, or thereafter becomes, generally available to the public by publication or otherwise through no breach by Buyer of any obligation herein, (b) Buyer can show by written records was in Buyer's possession prior to disclosure by the disclosing party, (c) is legally made available to Buyer by or through a third party having no direct or indirect confidentiality obligation to Seller with respect to such information, (d) was independently developed by Buyer without use of any of Seller's confidential information, or (e) is required to be disclosed pursuant to applicable law.

18. Waiver. No waiver by Seller of any of these Terms and Conditions shall be effective unless explicitly set forth in writing and signed by Seller. No failure to exercise, or delay in exercising, any rights, remedy, power, or privilege arising from these Terms and Conditions shall operate or be construed as a waiver thereof, nor shall any single or partial exercise of any

right, remedy, power, or privilege hereunder preclude any other or further exercise thereof or the exercise of any other right, remedy, power or privilege.

19. Assignment. No assignment of any right or interest or delegation of any obligation or performance of Buyer under this order may be made without the prior written consent of Seller. Any attempted assignment or delegation will be wholly void and totally ineffective for all purposes.

20. Choice of Law. All sales, agreements for sale, offers to sell, proposals, acknowledgments and contracts of sale, including, but not limited to, Purchase Orders accepted by Seller, shall be considered a contract under the laws of the State of Delaware, and the rights and duties of all persons, and the construction and effect of all provisions hereof, shall be governed by and construed according to the laws of the State of Delaware.

21. Integration Clause. These Terms and Conditions constitute the entirety of terms and conditions, except as set forth in paragraph one, governing the sale and purchase of products and services sold by Seller. No modification of these Terms and Conditions shall be of any force or effect unless in writing and signed Seller and Buyer. Buyer may desire to utilize its own form of acknowledgment or acceptance of these Terms and Conditions. However, the use of any such form shall be for convenience only. No modification of these Terms and Conditions shall be affected by the acknowledgment or acceptance of purchase orders, shipping instruction forms, bills of lading or any other document containing terms or conditions at variance with or in addition to those set forth herein, all such varying or additional terms being hereby objected to and rejected by Seller and deemed to be waived by Buyer.

April 2022

General information

BEST Masterkey code and Masterkey service policy

I. DISTRIBUTOR MASTERKEY SERVICES

All dormakaba USA Inc. ("dormakaba USA") Authorized Distributors, Aftermarket Wholesalers, and Locksmiths ("Authorized Distributors") can create, modify or extend masterkey codes for the benefit of their end user customers ("End Users") for Best non-patented masterkey systems; provided, however, the services must be performed in line with industry standards. With the express written permission of dormakaba USA, select Authorized Distributors can create, modify or extend masterkey codes for the benefit of End Users for a Best Patented Masterkey System (pursuant to the terms and conditions of Section C below). Authorized Distributor's failure to comply with the terms of this policy could result in dormakaba USA's termination of its Distributor Agreement as well as dormakaba USA's pursuit of any remedies available at law.

A. END USER INFORMATION AND CODE RELEASE:

All masterkey codes (both patented and non-patented) previously generated by dormakaba USA are available for distribution to End Users (and/or their designated Authorized Distributor, if applicable) via the End User Web Portal at <http://masterkeycodeportal.bestaccess.com/Login.aspx>. For a hard copy of the End User Information and Code Release Form, please contact your dormakaba USA End User Consultant. End user codes will be distributed solely to those Authorized Distributors (a) identified by the End User on a fully executed End User Information and Code Release Form received by Best, and (b) for the release of Best Patented Masterkey Codes, the Authorized Distributor is authorized by dormakaba USA to receive and process Best Patented Masterkey Codes (as more fully described in Section C below.) No exceptions will be made to this policy.

B. BEST NON-PATENTED MASTERKEY SYSTEM

As of September 4, 2012, dormakaba USA no longer requires a Security Authorization Form to be signed by the End User prior to dormakaba USA and/or its Authorized Distributor accepting core and key orders for non-patented keying systems. All valid End User communications for orders related to non-patented keying systems will be fulfilled at the End User's liability.

C. BEST PATENTED MASTERKEY SYSTEM

The Best Patented Masterkey System provides a higher level of protection against unauthorized key duplication and crossovers and, in order to maintain the quality of a Best Patented Masterkey System, the following terms and conditions of this policy shall apply to any and all Authorized Distributors with access to Best Patented Masterkey Systems. For the purpose of this policy, "Best Patented Product" shall mean the Best Cormax (including cores and keys), as well as any and all future product dormakaba USA designates as patented product for the purpose of this policy. "Best Patented Masterkey Systems" and "Best Patented Masterkey Codes" shall mean the respective masterkey system or codes of any Best Patented Masterkey Product.

Sale of Best Patented Product: As further described in this Section C, only those Authorized Distributors meeting certain necessary qualifications and standards shall be selected by dormakaba USA to sell Best Patented Product. Selection shall be at the sole discretion of dormakaba USA and shall be evidenced in writing via the Distributor Agreement or its select addendums.

Best Patented Security Authorization Form: It is a responsibility of the Authorized Distributor to ensure that Best Patented Product does not end up in the possession

of unauthorized individuals or entities. The Authorized Distributor must ensure that the End User completes a Best Patented Masterkey System Security Authorization Form (the "Security Authorization Form") as outlined in this Section C. The Security Authorization Form designates those individuals within the End User's organization that are authorized to place orders with the Authorized Distributor for Best Patented Product. The Security Authorization Form must be completed and signed by the End User.

It is the Authorized Distributor's full responsibility to validate the End User's signature as identified on the Security Authorization Form prior to accepting any orders for Best Patented Product.

In certain circumstances the Authorized Distributor selling the Best Patented Product will not contract directly with the End User. In these circumstances, the Authorized Distributor is required to work with its reseller to ultimately ensure that the End User submits a signed Security Authorization Form to dormakaba USA.

dormakaba USA shall have the right to audit all Security Authorization Forms maintained by the Authorized Distributors for completeness, accuracy and compliance with this Policy.

Sale of Combined Best Patented Product through Distributor: dormakaba USA may authorize select Authorized Distributor to purchase and resell to an End User Best Patented Product that has been combined by dormakaba USA Personnel. In this instance, a Security Authorization Form must be completed and signed by the End User and provided by the Authorized Distributor to dormakaba USA with each Best Patented Product order.

Stocking of Best Patented Product: dormakaba USA may authorize select Authorized Distributors to purchase and stock Best Patented Product and have access to Best Patented Masterkey Codes by entering into a Best Patented Masterkey System Distributor Agreement Addendum (the "Authorized Stocking Distributor") As a condition to the Authorized Stocking Distributor's continued access to Best Patented Masterkey Codes, it must comply at all times with the Best Patented Key Systems Security Procedure. In addition, it is the responsibility of the Authorized Stocking Distributor to ensure that they have a completed Security Authorization Form on file for each End User that places an order with the Authorized Stocking Distributor for Best Patented product and that the Authorized Stocking Distributor authenticates the signature of each Best Patented Product order utilizing the Security Authorization Form.

Best Patented Masterkey Code Generation: To assist in reducing the possibility of duplication within a keying system and ensure security, all Best Patented Masterkey Codes must be created, modified and/or extended by Best's masterkey personnel and/or an Authorized Stocking Distributor. The unauthorized duplication or release of Best Patented Masterkey Codes to non-authorized people or organizations, including, but not limited to, unauthorized distributors, wholesalers, private locksmiths, other lock manufacturers, architects, or contractors, is a violation of this policy as well as the infringement of patent rights and other intellectual property rights of dormakaba USA. In addition to any other recourse available under law, the unauthorized release of Best Patented Masterkey Codes by any Authorized Stocking Distributor shall result in immediate termination.

General information

BEST Masterkey code and Masterkey service policy (continued)

Best Patented Masterkey System Exclusive Keyways:

Upon request from an End User to release Best Patented Masterkey Codes previously generated by dormakaba USA that are on an exclusive keyway, dormakaba USA will send a notification to the End User reminding them that their patented codes are on an exclusive keyway. dormakaba USA will provide a copy of this notice to the Authorized Stocking Distributor. To assist in reducing the possibility of duplication within an End User exclusive keying system and ensure security, all exclusive Best Patented Masterkey Codes must be created, modified and/or extended and recorded in dormakaba USA's BESTCode masterkey code management tool.

Should dormakaba USA approve an Authorized Stocking Distributor to establish a Best Patented Masterkey System on an exclusive keyway, the Authorized Stocking Distributor shall be required to sign a Best Patented Masterkey System Exclusive Keyway Addendum. To assist in reducing the possibility of duplication within a Distributor exclusive keying system and ensure security, all exclusive Best Patented Masterkey Codes must be created, modified and/or extended and recorded in dormakaba USA's BESTCode masterkey code management tool.

Copies of Best Patented Masterkey Codes: dormakaba USA shall have a right to a copy of all Best Patented Masterkey Codes that have been originated, modified, extended or otherwise maintained by the Authorized Stocking Distributor in the dormakaba USA BESTCode system in order for dormakaba USA to be able to provide continued support either directly, or indirectly, to the End User.

II. BEST MASTERKEY SERVICES

A. BEST MASTERKEY SERVICES PROVIDED TO DISTRIBUTOR:

dormakaba USA, upon request and at its sole discretion, may provide select masterkey services to an Authorized Distributor for both non-patented masterkey systems and Best Patented Masterkey Systems. In order for an Authorized Distributor to place an order for the extension of, or modification to, a masterkey system previously created or maintained by dormakaba USA, the End User must have selected that Authorized Distributor as its authorized designee in the End User Information & Code Release Form received by dormakaba USA. Complete keying instructions must be given before a Best order can be properly acknowledged with an estimated delivery date. dormakaba USA reserves the right to charge for the service of a customized masterkey security solution with the purchase of a Best product. A masterkey service charge will be assessed for each order for cylinders or cores for use in non-Best manufactured locks for which Best has an equivalent product. Best Patented Masterkey System products shall not be provided without the associated masterkey services being provided by dormakaba USA. All Masterkey Services provided by dormakaba USA shall be subject to the terms and conditions of the Best Masterkey Service Order Acknowledgment which shall be provided upon acceptance of the order for Masterkey Services.

B. BEST BESTCODE:

dormakaba USA may, in its sole discretion, make available its BESTCode masterkey code management tool to select Authorized Distributors that meet certain training and certification requirements. If offered, BESTCode will be made available for an annual subscription fee as outlined in the Best pricing catalog. All codes made available to Authorized Distributors in the BESTCode system shall be subject to the

BESTCode User License Agreement and will be provided in accordance with this Policy. The BESTCode masterkey code management tool is not available for use with Commercial Hardware products.

III. FORMS

For a copy of the following forms please contact the dormakaba USA End User Consultant.

- End User Information and Code Release Agreement
- Best Patented Masterkey System Distributor Agreement Addendum (Exhibit B)
- Best Patented Masterkey System Security Authorization Form
- Best Patented Key Systems Security Procedure
- Best Patented Masterkey System Exclusive Keyway Addendum
- Best Patented Masterkey System End User Specific Distributor Agreement Addendum (Exhibit D)

dormakaba USA reserves the right to change, modify or update this Policy at any time, in its sole discretion.

Cylinders keys & keying

Keying options | Key stamping

Keying options

| Order | Description | Qty | List price |
|-------|---|-----|------------|
| KD | Keyed Different | 1 | NC |
| KA | Keyed Alike | 1 | NC |
| MK | Master Keyed (One Level Only) | 1 | 25.00 |
| CK | Construction Keyed (AKA as Protecto Keying) | 1 | 25.00 |
| CMK | Construction & Master Keyed | 1 | 25.00 |
| MAIS | Maison Keyed / Cross Keyed | 1 | 25.00 |
| GMK | Grand Master Keyed | 1 | 25.00 |
| GGMK | Great Grand Master Keyed | 1 | 25.00 |

Key stamping options

| Order | Description | Qty | List price |
|-------|--|-----|------------|
| VCK0 | No bitting or keyset stamping on keys | 1 | NC |
| VCK1 | Visual Key Stamping (Keys Only) | 1 | NC |
| VCK2 | Special Key Stamping (Other than standard symbols) | 1 | 8.50 |
| VCK3 | Visual Key Control (Cylinder Face Only - Levers and Deadbolts) | 1 | 8.50 |
| VCK4 | Visual Key Control (Keys & Cylinder Face) | 1 | 17.00 |
| DND | Keys stamped with "Do Not Duplicate" | 1 | NC |
| CKC2 | Concealed Key Control (Cylinders & VKC Keys) | 1 | 17.00 |
| CKC3 | Concealed Key Control (Cylinders Only) | 1 | 17.00 |

- Maximum Characters: Keys - 6
 Cylinder Face - 4
 CKC Cylinders - 6

Cylinders keys & keying

Key blanks

Key blanks (sold in quantities of 50)

| Description | Each | Service part # | List price |
|-------------|------|----------------|------------|
|-------------|------|----------------|------------|

6-Pin key blanks

| | | | |
|--|---|-------------|------|
| Kwikset KW 6-Pin Blank (Embossed One Side) | 1 | 6AQ1KW16 | 3.90 |
| Weiser WE 6-Pin Blank (Embossed One Side) | 1 | 6AQ1WE16 | 3.90 |
| Schlage SC 6-Pin Blank (Embossed One Side) | 1 | 6AQ1SC16 | 3.90 |
| Sargent LA 6-Pin Blank (Ilco Standard Bow) | 1 | 6AQ1LA16 | 3.90 |
| Yale GA 6-Pin Blank (Ilco Standard Bow) | 1 | 6AQ1GA16 | 3.90 |
| BF 6-Pin Blank (Ilco Bow, Do Not Duplicate) | 1 | 6AQ1BF16DND | 3.90 |
| Kwikset KW 6-Pin Blank (Embossed One Side, Do Not Duplicate) | 1 | 6AQ1KW16DND | 3.90 |
| Weiser WE 6-Pin Blank (Embossed One Side, Do Not Duplicate) | 1 | 6AQ1WE16DND | 3.90 |
| Schlage SC 6-Pin Blank (Embossed One Side, Do Not Duplicate) | 1 | 6AQ1SC16DND | 3.90 |

5-Pin key blanks

| | | | |
|--|---|-------------|------|
| Kwikset KW 5-Pin Blank (Embossed One Side) | 1 | 6AQ1KW15 | 3.90 |
| Kwikset KW 5-Pin Blank for QDB288 Control Cylinder | 1 | 6AQ2KW15 | 3.90 |
| Weiser WE 5-Pin Blank (Embossed One Side) | 1 | 6AQ1WE15 | 3.90 |
| Schlage SC 5-Pin Blank (Embossed One Side) | 1 | 6AQ1SC15 | 3.90 |
| Kwikset KW 5-Pin Blank (Embossed One Side, Do Not Duplicate) | 1 | 6AQ1KW15DND | 3.90 |
| Weiser WE 5-Pin Blank (Embossed One Side, Do Not Duplicate) | 1 | 6AQ1WE15DND | 3.90 |
| Schlage SC 5-Pin Blank (Embossed One Side, Do Not Duplicate) | 1 | 6AQ1SC15DND | 3.90 |

* Key blanks sold in quantities of 50.

Cylinders keys & keying

Cut keys

Cut keys

| Description | Qty | Part # | List price |
|-------------|-----|--------|------------|
|-------------|-----|--------|------------|

6-Pin cut keys

| | | | |
|--|---|-------------|------|
| BF 6-Pin Cut Key (Embossed One Side) | 1 | 6AQ1BF26 | 9.30 |
| BF 6-Pin Cut Key (Embossed One Side, Master Key) | 1 | 6AQ3BF26 | 9.30 |
| Kwikset KW 6-Pin Cut Key (Embossed One Side) | 1 | 6AQ1KW26 | 9.30 |
| Kwikset KW 6-Pin Cut Key (Embossed One Side, Master Key) | 1 | 6AQ3KW26 | 9.30 |
| Weiser WE 6-Pin Cut Key (Embossed One Side) | 1 | 6AQ1WE26 | 9.30 |
| Weiser WE 6-Pin Cut Key (Embossed One Side, Master Key) | 1 | 6AQ3WE26 | 9.30 |
| Schlage SC 6-Pin Cut Key (Embossed One Side) | 1 | 6AQ1SC26 | 9.30 |
| Schlage SC 6-Pin Cut Key (Embossed One Side, Master Key) | 1 | 6AQ3SC26 | 9.30 |
| Sargent LA 6-Pin Cut Key (Ilco Standard Bow) | 1 | 6AQ1LA26 | 9.30 |
| Sargent LA 6-Pin Cut Key (Ilco Standard Bow, Master Key) | 1 | 6AQ3LA26 | 9.30 |
| Yale GA 6-Pin Cut Key (Ilco Standard Bow) | 1 | 6AQ1GA26 | 9.30 |
| Yale GA 6-Pin Cut Key (Ilco Standard Bow, Master Key) | 1 | 6AQ3GA26 | 9.30 |
| BF 6-Pin Cut Key (Embossed One Side, Do Not Duplicate) | 1 | 6AQ1BF26DND | 9.30 |
| Kwikset KW 6-Pin Cut Key (Embossed One Side, Do Not Duplicate) | 1 | 6AQ1KW26DND | 9.30 |
| Weiser WE 6-Pin Cut Key (Embossed One Side, Do Not Duplicate) | 1 | 6AQ1WE26DND | 9.30 |
| Schlage SC 6-Pin Cut Key (Embossed One Side, Do Not Duplicate) | 1 | 6AQ1SC26DND | 9.30 |

5-Pin cut keys

| | | | |
|--|---|----------|------|
| Kwikset KW 5-Pin Cut Key (Embossed One Side) | 1 | 6AQ1KW25 | 9.30 |
| Kwikset KW 5-Pin Cut Key (Embossed One Side, Master Key) | 1 | 6AQ3KW25 | 9.30 |
| Kwikset KW 5-Pin Cut Key for QDB288 Control Cylinder | 1 | 6AQ2KW25 | 9.30 |
| Weiser WE 5-Pin Cut Key (Embossed One Side) | 1 | 6AQ1WE25 | 9.30 |
| Weiser WE 5-Pin Cut Key (Embossed One Side, Master Key) | 1 | 6AQ3WE25 | 9.30 |
| Schlage SC 5-Pin Cut Key (Embossed One Side) | 1 | 6AQ1SC25 | 9.30 |
| Schlage SC 5-Pin Cut Key (Embossed One Side, Master Key) | 1 | 6AQ3SC25 | 9.30 |

* All cut keys require specification of keyway and key combination.

* When being ordered separate from product Master Keys, Top Level Masters, and Do Not Duplicate Keys require Signature Authority.

* Builder key orders get 10 builder keys at no charge.

* Master key orders get 1 master key at no charge.

Cylinders keys & keying

Uncombined SFIC cores & key blanks

How to order

Uncombined cores (SFIC)

| 7CS | 7 | A | 1 | 626 | |
|------------|------------------------|---|----------------|--|---------|
| Core type | Lock body | Keyway | Combining code | Finish | Price |
| 7CS - SFIC | 6 - 6-pin 7 - 7-pin | Designate specific keyway (A, D, E, etc.) | 1 - Uncombined | 626 - Satin Chrome 606 - Satin Brass 613 - Oil Rubbed Bronze | \$48.00 |

How to order

Combined cores (SFIC)

| 6CS | 7 | BF | 2 | 626 | |
|------------|------------------------|-------------|----------------|-------------------|------------|
| Core type | Lock body | Keyway | Combining code | Finish | List price |
| 6CS - SFIC | 6 - 6-pin 7 - 7-pin | BF - BEST F | 2 - Combined | 605 626 690 | \$69.00 |

How to order

6-7 Pin SFIC Key blanks

| 7AS | 1 | A | 1 | | |
|----------------|-----------|---|-----------|--|--------|
| Series | Key type | Keyway | Cut code | Key stamp | Price |
| 7AS - Standard | 1 - Blank | Designate specific keyway (A, D, E, etc.) | 1 - Blank | KS915 x KS800 - DUPLICATION PROHIBITED with stars on Front and a blank back - Standard | \$3.80 |

NOTES:

Consult factory for lead times.

7CS packaged in multiples of 50 cores and 7AS packaged in multiples of 100 keys.
A 10% broken box service fee applies unless total order exceeds \$5,000.

Cylinders keys & keying

Cylinder options

How to order

Key-in-lever and deadbolt cylinders

| 6EQ | D | 6 | KW | 2 | 626 | QDB180 | CC |
|-------------------------|----------------------------------|------------------------|--|---------------------------------|------------|----------------------------------|------------------|
| Cylinder type | Cylinder type | Lock body | Keyway | Combining code | Finish | Tailpiece | Options |
| 6EQ – Standard Cylinder | L – Key in Lever D – Deadbolt | 5 – 5-pin 6 – 6-pin | KW – Kwikset WE – Weiser SC – Schlage C GA – Yale LA – Sargent | 2 – Combined 5 – Zero Bitted | 606 626 | Must specify Series/ Function | CC – Constuction |

| Keyway | Price with lock | Service part list price |
|----------------|-----------------|-------------------------|
| KW - Kwikset | NC | \$41.00 |
| WE - Weiser | | |
| SC - Schlage C | | |
| GA - Yale | NC | \$81.00 |
| LA - Sargent | | |

How to order

Mortise and rim cylinders

| 6EQ | M | 6 | KW | 2 | 626 | E | 118 | CC |
|-------------------------|------------------------|------------------------|--|---------------------------------|-------------------|---|------------------------------|------------------|
| Cylinder type | Cylinder type | Lock body | Keyway | Combining code | Finish | Cam | Length | Options |
| 6EQ – Standard Cylinder | M – Mortise R – Rim | 5 – 5-pin 6 – 6-pin | KW – Kwikset WE – Weiser SC – Schlage C GA – Yale LA – Sargent | 2 – Combined 5 – Zero Bitted | 606 613 626 | For Mortise Cylinders: M – Cloverleaf Cam E – Straight Cam A – Adams Rite Cam | 118 – 1-1/8" 138 – 1-3/8" | CC – Constuction |

| Keyway | Price with lock | Service part list price |
|----------------|-----------------|-------------------------|
| KW - Kwikset | NC | \$83.00 |
| WE - Weiser | | |
| SC - Schlage C | | |
| GA - Yale | | |
| LA - Sargent | | |

NOTES:

M – Cloverleaf Cam 1-1/8" is standard for QMS/QME/QML Mortise locks. 1-3/8" is available for thick doors.

E – Straight Cam 1-1/8" is standard for QED exit devices and QET trims that use mortise cylinders.

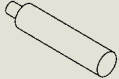





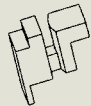





Refer to BEST Cylinders (1E) when SFIC mortise cylinders are required.

For all cylinders, consult factory for lead times.

Cylinders keys & keying

Cylinder parts





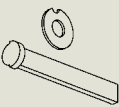







Cylinder parts

| | Description | Series | Service part # | List price |
|---|---|---------------|----------------|------------|
|  | Cylinder Locking Pin | All | 8Q00209 | 2.30 |
|  | Cylinder Locking Cap | All | 8Q00210 | 3.10 |
|  | Cylinder Locking Spring | All | 8Q00211 | 2.30 |
|  | Tailpiece QCL1 50/QCL1 70 - Entry/Storeroom | QCL100 | 8Q00069 | 4.30 |
|  | Tailpiece QCL160 - Classroom (all keyways except KW) | QCL100 | 8Q00070 | 4.30 |
|  | Tailpiece QCL160 - Classroom (KW keyway only) | QCL100 | 8Q00071 | 4.30 |
|  | Cylinder Plug Holder QCL100 Series | QCL100 | 8Q00065 | 3.10 |
|  | Tailpiece QCL250/QCL270/QCI250 - Entry/Storeroom/Interconnect | QCL200/QCI200 | 8Q00072 | 4.30 |
|  | Tailpiece QCL260 - Classroom | QCL200 | 8Q00074 | 4.30 |
|  | SFIC Tailpiece QCL200 Series | QCL200 | 8Q00302 | 4.20 |
|  | Cylinder Plug Holder QCL200 Series | QCL200 | 8Q00066 | 3.10 |
|  | Tailpiece QCI200 Series Interconnect Deadbolt | QCI200 | 8Q00076 | 4.30 |

Cylinders keys & keying

Cylinder parts

Cylinder parts (continued)

| | Description | Series | Service part # | List price |
|---|---|-------------------|----------------|------------|
|  | Tailpiece QTL200/QRT300 Series | QTL200/QRT300 | 8Q00073 | 4.30 |
|  | Cylinder Plug Holder for QTL200 Series - Summit Style | QTL200 | 8Q00067 | 3.40 |
|  | Cylinder Plug Holder for QTL200 Series - Sierra Style | QTL200 | 8Q00068 | 3.40 |
|  | Tailpiece QDB100/QDB200 Series Single Cylinder | QDB100/QDB200 | 8Q00083 | 4.30 |
|  | Tailpiece QDB100/QDB200 Series Double Cylinder (QTY 2) | QDB100/QDB200 | 8Q00085 | 4.30 |
|  | Thick door kit - Tailpiece for QDB100/QDB200 Series Single Cylinder (1-3/4" - 2-1/4") | QDB100/QDB200 | 8Q00084 | 4.30 |
|  | Cylinder Screw QDB100/QDB200 Series | QDB100/QDB200 | 8Q00086 | 4.30 |
|  | Standard Cam for Mortise Cylinder | Mortise Cylinders | 8Q00119 | 7.40 |
|  | Cam Mounting Screws for Mortise Cylinders (QTY 2) | Mortise Cylinders | 8Q00118 | 2.60 |
|  | Rim Cylinder Tailpiece | RimCylinders | 8Q00140 | 4.30 |
|  | Rim Cylinder Tailpiece For Thick Doors | RimCylinders | 8Q00480 | 4.30 |
|  | Cloverleaf Mortise Cam | Mortise | 8Q01084 | 3.10 |
|  | Adams Rite Cam | --- | 8Q00571 | 3.10 |

Cylindrical locksets | Grade 1 | Heavy duty

QCL100 Series

| | |
|----|-------------------------|
| 20 | Single Dummy |
| 30 | Passage |
| 35 | Communicating |
| 40 | Privacy |
| 50 | Entry/Office |
| 51 | Entry/Office SFIC |
| 54 | Corridor |
| 55 | Corridor SFIC |
| 60 | Classroom |
| 61 | Classroom SFIC |
| 68 | Classroom Security |
| 69 | Classroom Security SFIC |
| 70 | Storeroom |
| 71 | Storeroom SFIC |

| Added functions | |
|-----------------|--|
| 92 | Electronically Locked (fail safe) |
| 93 | Electronically Locked SFIC (fail safe) |
| 94 | Electronically Unlocked (fail secure) |
| 95 | Electronically Unlocked SFIC (fail secure) |

| | |
|-----|-------------------|
| 605 | Bright Brass |
| 613 | Oil Rubbed Bronze |
| 619 | Satin Nickel |
| 625 | Bright Chrome |
| 626 | Satin Chrome |

| | |
|----|---------------|
| BF | BEST "F" SFIC |
| KW | Kwikset "KW" |
| WE | Weiser "E" |
| SC | Schlage "C" |
| GA | Yale "GA" |
| LA | Sargent "LA" |
| LC | Less Cylinder |

| Base part number | | | | | | | | | Additional options | | | |
|------------------|----------|--------|--------|-------|--------|--------|-----------|--------|---------------------|-------|-----------------|------------|
| Series | Function | Design | Finish | Latch | Strike | Keyway | # Of Pins | Keying | Hurricane Compliant | Power | Request To Exit | 2nd Finish |
| QCL1 | 71 | E | 626 | S4 | 478S | BF | 6 | KA | H | — | — | — |

| | |
|---|--------|
| E | Sierra |
| M | Summit |
| A | Slate |

| | |
|------|-----------------------------|
| 478S | ANSI 4-7/8" x 1-1/4" Strike |
| 118F | ANSI 1-1/8" x 2-3/4" Strike |
| NOS | No Strike |

| | |
|-----|---------------|
| 625 | Bright Chrome |
|-----|---------------|

| | |
|-----|---------------|
| 24V | 24 Volt AC/DC |
| 12V | 12 Volt AC/DC |

| QCL1 Latch table | |
|------------------|-----------------------------|
| FR4 | Radius 2-3/4 with 3/4 throw |
| FS4 | Square 2-3/4 with 3/4 throw |
| NOL | No Latch |
| R4 | Radius 2-3/4 |
| R8 | Radius 2-3/8 |
| S4 | Square 2-3/4 |
| S5 | Square 5 |
| S8 | Square 2-3/8 |

| | |
|----|-----------------------------|
| KD | Keyed Different |
| KA | Keyed Alike |
| SK | Special Keying |
| | - Construction Keyed |
| | - Construction Master Keyed |
| | - Maison Keyed |
| | - Master Keyed |
| ZB | - Grand Master Keyed |
| | - Great Grand Master Keyed |
| ZB | Zero Bitted |

Example

If you ordered: QME160 E626 BF6 KD

You would get: Grade 1 Classroom Mortise Lock, Sierra Lever Escutcheon Trim, Satin Chrome, SFIC "F" Keyway, Keyed Different.

Cylindrical locksets | Grade 1 | Heavy duty

QCL100 Series

Sierra (E)

Available in: 605, 613, 619, 625, 626 Privacy Split Available in: 626x625*



Summit (M)

Available in: 605, 613, 619, 625, 626 Privacy Split Available in: 626x625*



Slate (A)

Available in: 605, 613, 619, 625, 626 Privacy Split Available in: 626x625*



| Model/Series | Functions | Style | Case qty | List price | |
|--------------|-------------------------|-----------|----------|------------|--------------------|
| | | | | 626 | 605, 613, 619, 625 |
| QCL120 | Half Dummy | E / M / A | 12 | 197.00 | 202.00 |
| QCL130 | Passage | E / M / A | 6 | 379.00 | 389.00 |
| QCL135 | Communicating | E / M / A | 6 | 428.00 | 438.00 |
| QCL140* | Privacy | E / M / A | 6 | 457.00 | 467.00 |
| QCL150 | Entrance/Office | E / M / A | 6 | 523.00 | 533.00 |
| QCL151 | Entrance/Office SFIC | E / M / A | 6 | 592.00 | 602.00 |
| QCL154 | Corridor | E / M / A | 6 | 523.00 | 533.00 |
| QCL155 | Corridor SFIC | E / M / A | 6 | 592.00 | 602.00 |
| QCL160 | Classroom | E / M / A | 6 | 523.00 | 533.00 |
| QCL161 | Classroom SFIC | E / M / A | 6 | 592.00 | 602.00 |
| QCL168 | Classroom Security | E / M / A | 6 | 562.00 | 572.00 |
| QCL169 | Classroom Security SFIC | E / M / A | 6 | 631.00 | 641.00 |
| QCL170 | Storeroom | E / M / A | 6 | 523.00 | 533.00 |
| QCL171 | Storeroom SFIC | E / M / A | 6 | 592.00 | 602.00 |

| Options | | Add |
|---------|---------------------|------|
| H | Hurricane Compliant | 8.50 |

NOTES:

*Privacy split finishes are priced at the highest finish price.

Cylindrical locksets | Grade 1 | Heavy duty

QCL100 Series | Electrified options (Consult factory for lead times)



| Model # | Description | List price | |
|-------------------|--|------------|--------------------|
| | | 626 | 605, 613, 619, 625 |
| QCL192 | Electronically locked (fail safe). Outside lever continuously locked electrically. Unlocked by key outside, by switch, or by power failure. Inside always free for immediate egress. | 1,049.00 | 1,067.00 |
| QCL193 (SFIC) | | 1,126.00 | 1,145.00 |
| QCL194 | Electronically unlocked (fail secure). Outside lever continuously locked until unlocked by key or electric current. Inside always free for immediate egress. | 1,049.00 | 1,067.00 |
| QCL195 (SFIC) | | 1,126.00 | 1,145.00 |
| QCL170---X | Request to exit. Switch monitors inside lever rotation. Incorporates into alarm systems or in conjunction with an electromagnet. | 977.00 | 998.00 |
| QCL171---X(SFIC) | | 1,056.00 | 1,077.00 |
| QCL192---X | Electronically locked (fail safe) with request to exit. Outside lever continuously locked electrically. Unlocked by key outside, by switch, or by power failure. Inside always free for immediate egress. Ability to tie into alarm systems. | 1,431.00 | 1,451.00 |
| QCL193---X(SCFIC) | | 1,508.00 | 1,529.00 |
| QCL194---X | Electronically unlocked (fail secure) with request to exit. Outside lever continuously locked until unlocked by key or electric current. Inside always free for immediate egress. Ability to tie into alarm systems. | 1,431.00 | 1,451.00 |
| QCL195---X(SCFIC) | | 1,508.00 | 1,529.00 |
| 8Q00314 | Fail Safe / Fail Secure 24VDC Power Supply | 1,267.00 | 1,267.00 |

Electrified product specifications

- Consult Factory for lead times.
- Electrification prices should be added to list price of lock.
- Standard door prep.
- Deadlocking latch.
- Key override allows key to retract latchbolt momentarily on electronically locked models.
- Inside lever always free for immediate egress.
- Continuous duty solenoids.
- Tie into alarm systems and electromagnetic locks.
- 12V AC/DC with .250 amp current.
- 24V AC/DC with .150 amp current.
- **Specify voltage when ordering.**
- Lifetime warranty on lock body; 1 year warranty on electric components.
- Uses power supply 8Q00314.
- Warranty: 1 Year Electrical.

Power supply specifications

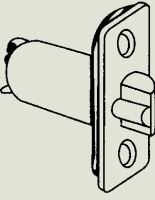
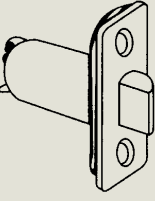
- Consult Factory for lead times.
- Provides power for fail safe or fail secure locking devices.
- UL listed, US & Canada, Class 2.
- Filtered and regulated 24DC constant voltage.
- 2 AMP load capacity.
- Over voltage/short circuit protection.
- Surge suppression for locking devices.
- Interface relay to isolate the locking device current from the control switch.
- Auxilliary 24VDC constant voltage for powering stand alone devices such as keypads, motion detectors, status indicators, etc.
- Field terminal block set at 45° for ease of installation.
- Can power up to 12 24V Cylindrical fail safe/ fail secure levers - refer to installation manual for additional details.

Cylindrical locksets | Grade 1 | Heavy duty

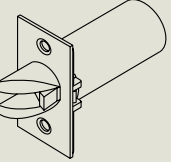
QCL100 Series | Latch options (Specify finish)

| Order # With Lock | | Description | Service part # | Price with lock | Service part list price |
|----------------------|--|-------------|----------------|-----------------|----------------------------|
|----------------------|--|-------------|----------------|-----------------|----------------------------|

1-1/8" X 2-1/4" Face plate, 1" housing diameter, grade 1, UL (wide face)

| | | | | | |
|--|--|---|---|-----------|-----------|
|  | S4 | 2-3/4" dead latch - square corner | 8Q00172 | NC | 24.00 |
| | | 2-3/4" dead latch - square corner - corridor function | 8Q00574 | NC | 24.00 |
| | R4 | 2-3/4" dead latch - radius corner | 8Q00171 | NC | 24.00 |
| | | 2-3/4" dead latch - radius corner - corridor function | 8Q00573 | NC | 24.00 |
| | S8 | 2-3/8" dead latch - square corner | 8Q00174 | NC | 24.00 |
| | | 2-3/8" dead latch - square corner - corridor function | 8Q00576 | NC | 24.00 |
| | R8 | 2-3/8" dead latch - radius corner | 8Q00173 | NC | 24.00 |
| | | 2-3/8" dead latch - radius corner - corridor function | 8Q00575 | NC | 24.00 |
| | S5 | 5" dead latch - square corner | 8Q00175 | Add 38.00 | 61.00 |
| |  | S5 | 5" spring latch privacy - square corner | 8Q00180 | Add 38.00 |
| 5" spring latch passage - square corner | | | 8Q00185 | Add 38.00 | 57.00 |

1-1/8" X 2-1/4" Face plate, 1" housing diameter, grade 1, 3/4" throw, 3 hr UL



| | | | | | |
|--|-----|---|---------|------------|--------|
|  | FS4 | 2-3/4" dead latch - square corner, 3/4" throw | 8Q00438 | Add 154.00 | 174.00 |
| | FR4 | 2-3/4" dead latch - radius corner, 3/4" throw | 8Q00437 | Add 154.00 | 174.00 |

No latch

| | | | | | |
|-----|----------|--|--|--|--------------|
| NOL | No Latch | | | | Deduct 15.30 |
|-----|----------|--|--|--|--------------|

Cylindrical locksets | Grade 1 | Heavy duty

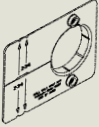








QCL100 Series | Strike options (Specify finish)

| Order # with lock | | Description | Service part # | Price with lock | Service part list price |
|---|-------|--|----------------|-----------------|-------------------------|
|  | 118 F | 1-1/8" x 2-3/4" T-Strike (Does not include screws. Screwpack 8Q00058) | 8Q00165 | NC | 7.90 |
|  | 478S | 4 7/8" x 1-1/4" ANSI Strike (Does not include screws. Screwpack 8Q00058) | 8Q00166 | NC | 13.00 |

| Less cylinder | | List price |
|---------------|--------------------|--------------|
| LC | Less Cylinder | Deduct 21.00 |
| | Less SFIC Cylinder | Deduct 69.00 |

Cylindrical locksets | Grade 1 | Heavy duty

QCL100 Series | Other parts & screw packs

| | Description | Service Part # | Service Part List Price |
|---|--|----------------|-------------------------|
|  | Installation Jig for Cylindrical Levers | 8Q00075 | 23.00 |
|  | Tailpiece QCL150/QCL170 - Entry/Storeroom | 8Q00069 | 4.30 |
|  | Tailpiece QCL160 - Classroom (all keyways except KW) | 8Q00070 | 4.30 |
|  | Tailpiece QCL160 - Classroom (KW keyway only) | 8Q00071 | 4.30 |
|  | Cylinder Plug Holder QCL100 Series | 8Q00065 | 3.10 |
|  | Screw Pack for QCL100 Series Dummy (Specify finish) | 8Q00056 | 3.10 |
|  | Screw Pack for QCL100 Series (Specify finish) | 8Q00057 | 4.30 |
|  | Screw Pack for T-Strike (Specify finish) | 8Q00058 | 3.30 |
|  | Trim Ring for Cylindrical Locks (Shims Lock off door approximately 1/8") (Available in 605, 613, 619, 626) | 8Q00221 | 39.00 |

Cylindrical locksets | Grade 2 | Standard duty

QCL 200 Series

| | |
|----|-------------------|
| 20 | Single Dummy |
| 30 | Passage |
| 35 | Communicating |
| 40 | Privacy |
| 50 | Entry/Office |
| 51 | Entry/Office SFIC |
| 54 | Corridor |
| 55 | Corridor SFIC |
| 60 | Classroom |
| 61 | Classroom SFIC |
| 70 | Storeroom |
| 71 | Storeroom SFIC |

| | |
|-----|-------------------|
| 605 | Bright Brass |
| 613 | Oil Rubbed Bronze |
| 619 | Satin Nickel |
| 625 | Bright Chrome |
| 626 | Satin Chrome |

| | |
|----|---------------|
| BF | BEST "F" SFIC |
| KW | Kwikset "KW" |
| WE | Weiser "E" |
| SC | Schlage "C" |
| GA | Yale "GA" |
| LA | Sargent "LA" |
| LC | Less Cylinder |

| Base Part Number | | | | | | | | | Additional Options | |
|------------------|----------|--------|--------|-------|--------|--------|-----------|--------|---------------------|------------|
| Series | Function | Design | Finish | Latch | Strike | Keyway | # of Pins | Keying | Hurricane Compliant | 2nd Finish |
| QCL2 | 71 | E | 626 | S4 | 478S | BF | 6 | KA | H | 625 |

| | |
|---|--------|
| E | Sierra |
| M | Summit |
| A | Slate |

| | |
|------|------------------------------------|
| 478S | ANSI 4-7/8" x 1-1/4" Strike |
| 118F | ANSI 1-1/8" x 2-3/4" Strike |
| FLS | Full Lip Square Corner Strike |
| FLR | Full Lip 1/4" Radius Corner Strike |
| NOS | No Strike |

| | |
|-----|-------------------|
| 613 | Oil Rubbed Bronze |
| 625 | Bright Chrome |

| QCL2 Latch Table | |
|------------------|-----------------------------|
| FR4 | Radius 2-3/4 with 3/4 throw |
| FS4 | Square 2-3/4 with 3/4 throw |
| NOL | No Latch |
| NR4 | Narrow Radius 2-3/4 |
| NR8 | Narrow Radius 2-3/8 |
| NS4 | Narrow Square 2-3/4 |
| NS8 | Narrow Square 2-3/8 |
| R4 | Radius 2-3/4 |
| R8 | Radius 2-3/8 |
| S3 | Square 3-3/4 |
| S4 | Square 2-3/4 |
| S5 | Square 5 |
| S8 | Square 2-3/8 |

| | |
|----|----------------------------|
| KD | Keyed Different |
| KA | Keyed Alike |
| SK | Special Keying |
| | -Construction Keyed |
| | -Construction Master Keyed |
| | -Maison Keyed |
| | -Master Keyed |
| | -Grand Master Keyed |
| | -Great Grand Master Keyed |
| ZB | Zero Bitted |

Example

If you ordered: QCL271 E626 S4 478S BF6 KA H 625

You would get: Grade 2 Hurricane Compliant Cylindrical Storeroom Lock, Sierra Lever, Satin Chrome x Bright Chrome, 2 3/4" Deadlatch Square, ANSI 47/8" x 11/4" Strike, BEST "F" SFIC Keyway, Keyed Alike.

Cylindrical locksets | Grade 2 | Standard duty

QCL200 Series

Sierra (E)

Available in: 605, 613, 619, 625, 626
Privacy Split Available in: 626x625, 626x613*



Summit (M)

Available in: 605, 613, 619, 625, 626
Privacy Split Available in: 626x625, 626x613*



Slate (A)

Available in: 605, 613, 619, 625, 626
Privacy Split Available in: 626x625, 626x613*



| Model / Series | Functions | Style | Case qty | List price | |
|----------------|----------------------|-----------|----------|------------|--------------------|
| | | | | 626 | 605, 613, 619, 625 |
| QCL220 | Half Dummy | E / M / A | 12 | 109.00 | 114.00 |
| QCL230 | Passage | E / M / A | 6 | 217.00 | 227.00 |
| QCL235 | Communicating | E / M / A | 6 | 230.00 | 240.00 |
| QCL240* | Privacy | E / M / A | 6 | 230.00 | 240.00 |
| QCL250 | Entrance/Office | E / M / A | 6 | 269.00 | 279.00 |
| QCL251 | Entrance/Office SFIC | E / M / A | 6 | 338.00 | 348.00 |
| QCL254 | Corridor | E / M / A | 6 | 269.00 | 279.00 |
| QCL255 | Corridor SFIC | E / M / A | 6 | 338.00 | 348.00 |
| QCL260 | Classroom | E / M / A | 6 | 269.00 | 279.00 |
| QCL261 | Classroom SFIC | E / M / A | 6 | 338.00 | 348.00 |
| QCL270 | Storeroom | E / M / A | 6 | 269.00 | 279.00 |
| QCL271 | Storeroom SFIC | E / M / A | 6 | 338.00 | 348.00 |

| Less cylinder | | List price |
|---------------|--------------------|--------------|
| LC | Less Cylinder | Deduct 21.00 |
| | Less SFIC Cylinder | Deduct 69.00 |

| Options | | Add |
|---------|---------------------|------|
| H | Hurricane Compliant | 5.00 |

Cylindrical locksets | Grade 2 | Standard duty

QCL200 Series | Latch options (Specify finish)

| Order # With Lock | | Description | Service Part # | Price With Lock | Service Part List Price |
|----------------------|--|-------------|-------------------|--------------------|----------------------------|
|----------------------|--|-------------|-------------------|--------------------|----------------------------|

1 1/8" X 2 1/4" Face plate, 7/8" housing diameter, grade 2, UL (wide face)

| | | | | | |
|--|----|---|---------|-----------|-------|
| | S4 | 2-3/4" dead latch - square corner | 8Q00187 | NC | 16.00 |
| | | 2-3/4" dead latch - square corner - corridor function | 8Q00578 | NC | 16.00 |
| | R4 | 2-3/4" dead latch - radius corner | 8Q00186 | NC | 16.00 |
| | | 2-3/4" dead latch - radius corner- corridor function | 8Q00577 | NC | 16.00 |
| | S8 | 2-3/8" dead latch - square corner | 8Q00189 | NC | 16.00 |
| | | 2-3/8" dead latch - square corner - corridor function | 8Q00580 | NC | 16.00 |
| | R8 | 2-3/8" dead latch - radius corner | 8Q00188 | NC | 16.00 |
| | | 2-3/8" dead latch - radius corner - corridor function | 8Q00579 | NC | 16.00 |
| | S3 | 3-3/4" dead latch - square corner | 8Q00190 | Add 27.00 | 42.00 |
| | S5 | 5" dead latch - square corner | 8Q00191 | Add 31.00 | 51.00 |

1" X 2 1/4" Face plate, 7/8" housing diameter, grade 2, UL (narrow face)

| | | | | | |
|--|-----|-----------------------------------|---------|----|-------|
| | NS4 | 2-3/4" dead latch - square corner | 8Q00231 | NC | 16.00 |
| | NR4 | 2-3/4" dead latch - radius corner | 8Q00230 | NC | 16.00 |
| | NS8 | 2-3/8" dead latch - square corner | 8Q00233 | NC | 16.00 |
| | NR8 | 2-3/8" dead latch - radius corner | 8Q00232 | NC | 16.00 |

1 1/8" X 2 1/4" Face plate, 1" housing diameter, grade 1, 3/4" throw, 3 HR UL

| | | | | | |
|--|-----|--|---------|------------|--------|
| | FS4 | 2-3/4" dead latch, square corner, 3/4" throw | 8Q00438 | Add 154.00 | 174.00 |
| | FR4 | 2-3/4" dead latch, radius corner, 3/4" throw | 8Q00437 | Add 154.00 | 174.00 |

Wide face latch filler

| | | | | | |
|--|--|--|---------|-----|------|
| | | Wide face latch adaptor plate (converts 1" latch face plate to 1-1/8") | 8Q00217 | N/A | 2.50 |
|--|--|--|---------|-----|------|

No latch

| | | | | | |
|-----|----------|--|--|--|-------------|
| NOL | No Latch | | | | Deduct 8.60 |
|-----|----------|--|--|--|-------------|

Cylindrical locksets | Grade 2 | Standard duty

QCL200 Series | Strike options (Specify finish)

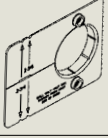



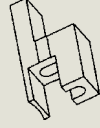





| Order # with lock | | Description | Service part # | Price with lock | Service part list price |
|---|-------|--|----------------|-----------------|-------------------------|
|  | 118 F | 2-3/4" x 1-1/8" T-Strike (Does not include screws. Screwpack 8Q00058) | 8Q00165 | NC | 7.90 |
|  | 478S | 4-7/8" x 1-1/4" ANSI Strike (Does not include screws. Screwpack 8Q00058) | 8Q00166 | NC | 13.00 |
|  | FLR | 2-1/4" Full Lip Round Corner Strike UL | 8Q00241 | NC | 7.10 |
|  | FLS | 2-1/4" Full Lip Square Corner Strike UL | 8Q00240 | NC | 7.10 |

No strike

| | | | | | |
|-----|-----------|--|--|--|-------------|
| NOS | No Strike | | | | Deduct 4.90 |
|-----|-----------|--|--|--|-------------|

Cylindrical locksets | Grade 2 | Standard duty

QCL200 Series | Other parts & screw packs

| | Description | Service part # | Service part list price |
|---|---|----------------|-------------------------|
|  | Installation Jig for Cylindrical Levers | 8Q00075 | 23.00 |
|  | Tailpiece QCL250/QCL270 - Entry/Storeroom | 8Q00072 | 4.30 |
|  | Tailpiece QCL260 - Classroom | 8Q00074 | 4.30 |
|  | SFIC Tailpiece for QCL200 Series | 8Q00302 | 4.20 |
|  | Cylinder Plug Holder QCL200 Series | 8Q00066 | 3.10 |
|  | Screw Pack & Tailpiece SFIC for QCL200 Series (Specify finish) | 8Q00064 | 6.10 |
|  | Screw Pack for QCL200 Series Dummy (Specify finish) | 8Q00059 | 3.30 |
|  | Screw Pack for QCL200 Series (Specify finish) | 8Q00061 | 4.30 |
|  | Screw Pack for T-Strike (Specify finish) | 8Q00058 | 3.30 |
|  | Trim Ring for Cylindrical Locks (Shims Lock off door approximately 1/8") (Available in 605, 613, 619, 626) | 8Q00221 | 39.00 |

Interconnected locks | Grade 2 | Standard duty

QCI200 Series

| | |
|----|-------------------------------------|
| 30 | Single-Locking (Passage Lever) |
| 31 | Single-Locking SFIC (Passage Lever) |
| 50 | Double-Locking (Entry Lever) |
| 51 | Double-Locking SFIC (Entry Lever) |
| 85 | Indicator (Passage Lever) |

| | |
|-----|-------------------|
| 605 | Bright Brass |
| 613 | Oil Rubbed Bronze |
| 619 | Satin Nickel |
| 626 | Satin Chrome |

| | |
|----|---------------|
| BF | BEST "F" SFIC |
| KW | Kwikset "KW" |
| WE | Weiser "E" |
| SC | Schlage "C" |
| GA | Yale "GA" |
| LA | Sargent "LA" |
| LC | Less Cylinder |

Base part number

| Series | Function | Design | Finish | Latch | Strike | Keyway | # Of Pins | Keying |
|--------|----------|--------|--------|-------|--------|--------|-----------|--------|
| QCI2 | 31 | E | 626 | NR4 | 118F | BF | 6 | KD |

| | |
|---|--------|
| E | Sierra |
| M | Summit |
| A | Slate |

| | |
|----|----------------------------|
| KD | Keyed Different |
| KA | Keyed Alike |
| SK | Special Keying |
| | -Construction Keyed |
| | -Construction Master Keyed |
| | -Maison Keyed |
| | -Master Keyed |
| | -Grand Master Keyed |
| | -Great Grand Master Keyed |
| ZB | Zero Bitted |

| Order w/lock | Lever & deadbolt latch |
|--------------|------------------------|
| NR4 | Narrow Radius 2-3/4 |
| NS4 | Narrow Square 2-3/4 |
| NS8 | Narrow Square 2-3/8 |
| R4 | Radius 2-3/4 |
| S4 | Square 2-3/4 |
| S8 | Square 2-3/8 |

| Order w/lock | Lever latch | Deadbolt latch |
|--------------|---------------------|---------------------|
| NR8 | Narrow Radius 2-3/8 | Narrow Radius 2-3/4 |
| R8 | Radius 2-3/8 | Radius 2-3/4 |

| Order w/lock | Lever strike | Deadbolt strike |
|--------------|--------------|-----------------|
| 118F | 118F | DBS |
| 478S | 478S | DBS |
| FLS | FLS | DBS |
| FLR | FLR | DBS |
| FLS2 | FLS | FLS |
| FLR2 | FLR | FLR |
| NOS | | No Strikes |

NOTES:

* SmartKey available on QCI230 function only

Example

If you ordered: QCI231 E626 NR4 118F BF6 KD

You would get: Grade 2 Interconnect Single SFIC Lock, Sierra Lever, Satin Chrome, 2-3/4" Narrow Radius Latches, "T" Strike with Standard Deadbolt Strike, BEST "F" SFIC Keyway, Keyed Different.

Interconnected locks | Grade 2 | Standard duty

QCI200 Series

Sierra (E)

Available in: 605, 613, 619, 626



Summit (M)

Available in: 605, 613, 619, 626



Slate (A)

Available in: 605, 613, 619, 626



| Model/Series | Functions | Style | Case qty | List price | |
|--------------|-------------------------------------|-----------|----------|------------|---------------|
| | | | | 626 | 605, 613, 619 |
| QCI230 | Single Locking (Passage Lever) | E / M / A | 6 | 469.00 | 486.00 |
| QCI231 | Single Locking SFIC (Passage Lever) | E / M / A | 6 | 507.00 | 527.00 |
| QCI250 | Double Locking (Entry Lever) | E / M / A | 6 | 522.00 | 537.00 |
| QCI251 | Double Locking SFIC | E / M / A | 6 | 659.00 | 682.00 |
| QCI285 | Indicator | E / M / A | 6 | 525.00 | 543.00 |

| Less cylinder | | List price |
|---------------|--------------------|--------------|
| LC | Less Cylinder | Deduct 21.00 |
| | Less SFIC Cylinder | Deduct 69.00 |

| Order w/ lock | Description | w/ lock |
|---------------|---------------------------------|-----------|
| FT | QCI200 Exterior Escutcheon Trim | Add 41.00 |

NOTES:

SmartKey Available on QCI230 Functions only.
Consult factory for lead times on 605 finish.

Interconnected locks | Grade 2 | Standard duty

QCI200 Series | Latch combinations (Specify finish)

| Order # with lock | | Lever latch | Deadbolt latch | Price with lock |
|-------------------|-----|---|---|-----------------|
| All QCI Series | S4 | 2-3/4" dead latch, square corner, 1-1/8" Face | 2-3/4" bolt latch, square corner, 1-1/8" Face | NC |
| | R4 | 2-3/4" dead latch, radius corner, 1-1/8" Face | 2-3/4" bolt latch, radius corner, 1-1/8" Face | NC |
| | S8 | 2-3/8" dead latch, square corner, 1-1/8" Face | 2-3/8" bolt latch, square corner, 1-1/8" Face | NC |
| | R8 | 2-3/8" dead latch, radius corner, 1-1/8" Face | 2-3/8" bolt latch, radius corner, 1-1/8" Face | NC |
| | NS4 | 2-3/4" dead latch, square corner, 1" Face | 2-3/4" bolt latch, square corner, 1" Face | NC |
| | NR4 | 2-3/4" dead latch, radius corner, 1" Face | 2-3/4" bolt latch, radius corner, 1" Face | NC |
| | NS8 | 2-3/8" dead latch, square corner, 1" Face | 2-3/8" bolt latch, square corner, 1" Face | NC |
| | NR8 | 2-3/8" dead latch, radius corner, 1" Face | 2-3/8" bolt latch, radius corner, 1" Face | NC |

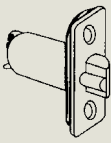
No Latch

| | | |
|-----|-----------------------------|--------------|
| NOL | No Latch (Lever & Deadbolt) | Deduct 26.00 |
|-----|-----------------------------|--------------|

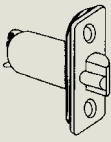
QCI200 Series | Latch options (Specify finish)

| Order as parts only | Description | Service part # | Service part list price |
|---------------------|-------------|----------------|-------------------------|
|---------------------|-------------|----------------|-------------------------|

1-1/8" X 2 -1/4" Face plate, 7/8" housing diameter, grade 2, UL (wide face)

| | | | | |
|--|----|-----------------------------------|---------|-------|
| Grade 2 - Deadlatch  | S4 | 2-3/4" dead latch - square corner | 8Q00187 | 16.00 |
| | R4 | 2-3/4" dead latch - radius corner | 8Q00186 | 16.00 |
| | S8 | 2-3/8" dead latch - square corner | 8Q00189 | 16.00 |
| | R8 | 2-3/8" dead latch - radius corner | 8Q00188 | 16.00 |

1" X 2-1/4" Narrow face plate, 7/8" housing diameter, grade 2, UL (narrow face)

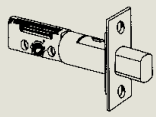
| | | | | |
|--|-----|---|---------|-------|
| Grade 2 - Deadlatch  | NS4 | 2 3/4" spring latch passage - square corner | 8Q00223 | 16.00 |
| | NR4 | 2 3/4" spring latch passage - radius corner | 8Q00222 | 16.00 |
| | NS8 | 2 3/8" spring latch passage - square corner | 8Q00225 | 16.00 |
| | NR8 | 2 3/8" spring latch passage - radius corner | 8Q00224 | 16.00 |
| | NS4 | 2-3/4" dead latch - square corner | 8Q00231 | 16.00 |
| | NR4 | 2-3/4" dead latch - radius corner | 8Q00230 | 16.00 |
| | NS8 | 2-3/8" dead latch - square corner | 8Q00233 | 16.00 |
| | NR8 | 2-3/8" dead latch - radius corner | 8Q00232 | 16.00 |

Interconnected locks | Grade 2 | Standard duty

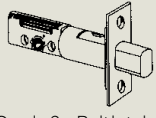
QCI200 Series | Deadbolt options (Specify finish)

| Order as parts only | | Description | Service part # | Service part list price |
|---------------------|--|-------------|----------------|-------------------------|
|---------------------|--|-------------|----------------|-------------------------|

Deadbolt: 1-1/8" x 2-1/4" Face plate, deadbolt, UL (wide face)

| | | | | |
|---|----|---------------------------------|---------|-------|
|  Grade 2 - Deadbolt | S4 | 2-3/4" deadbolt - square corner | 8Q00170 | 17.00 |
| | R4 | 2-3/4" deadbolt - radius corner | 8Q00169 | 17.00 |
| | S8 | 2-3/8" deadbolt - square corner | 8Q00168 | 17.00 |
| | R8 | 2-3/8" deadbolt - radius corner | 8Q00167 | 17.00 |
| Grade 2 - Boltlatch | | | | |

Deadbolt: 1" x 2-1/4" Face plate, deadbolt, UL (narrow face)

| | | | | |
|---|-----|---------------------------------|---------|-------|
|  Grade 2 - Deadbolt | NS4 | 2-3/4" deadbolt - square corner | 8Q00442 | 27.00 |
| | NR4 | 2-3/4" deadbolt - radius corner | 8Q00441 | 27.00 |
| | NS8 | 2-3/8" deadbolt - square corner | 8Q00440 | 27.00 |
| | NR8 | 2-3/8" deadbolt - radius corner | 8Q00439 | 27.00 |
| Grade 2 - Boltlatch | | | | |

Wide face latch filler

| | | | | |
|---|--|--|---------|------|
|  | | Wide face latch adaptor plate (converts 1" latch face plate to 1-1/8") | 8Q00217 | 2.50 |
|---|--|--|---------|------|

Interconnected locks | Grade 2 | Standard duty

QCI200 Series | Strike combinations (Specify finish)





| Order # with lock | Lever latch | Deadbolt latch | Service part list price |
|-------------------|-------------------------------|-------------------------------|-------------------------|
| 118F | 2-3/4" x 1-1/8" T-Strike | Standard Deadbolt Strike | NC |
| 478S | ANSI 4-7/8" x 1-1/4" Strike | Standard Deadbolt Strike | Add 4.50 |
| FLS | Full Lip Square Corner Strike | Standard Deadbolt Strike | NC |
| FLR | Full Lip Radius Corner Strike | Standard Deadbolt Strike | NC |
| FLS2 | Full Lip Square Corner Strike | Full Lip Square Corner Strike | NC |
| FLR2 | Full Lip Radius Corner Strike | Full Lip Radius Corner Strike | NC |

No strike

| | | |
|-----|-----------|-------------|
| NOS | No Strike | Deduct 9.90 |
|-----|-----------|-------------|

| Order as parts only | Description | Service part # | Service part list price |
|---------------------|-------------|----------------|-------------------------|
|---------------------|-------------|----------------|-------------------------|

Lever

| | | | | |
|---|-------|-------------------------------|---------|-------|
|  | 118 F | 2-3/4" x 1-1/8" T-Strike | 8Q00165 | 7.90 |
|  | 478S | ANSI 4-7/8" x 1-1/4" Strike | 8Q00166 | 13.00 |
|  | FLS | Full Lip Square Corner Strike | 8Q00240 | 7.10 |
|  | FLR | Full Lip Radius Corner Strike | 8Q00241 | 7.10 |

Deadbolt












| | | | | |
|---|-------|---|---------|-------|
|  | DBS | 2 3/4" x 1-1/8" Deadbolt Strike - Square | 8Q00164 | 7.40 |
|  | DBR | 2-2/4" x 1-1/8" Deadbolt Strike - Radius | 8Q00530 | 7.40 |
|  | 478DS | ANSI 4-7/8" x 1-1/4" Deadbolt Strike | 8Q00244 | 13.00 |
|  | FLS | 2-1/4" Full Lip Square Corner Deadbolt Strike | 8Q00317 | 7.40 |
|  | FLR | 2-1/4" Full Lip Radius Corner Deadbolt Strike | 8Q00316 | 7.40 |

Less cylinder

| | | List price |
|----|--------------------|--------------|
| LC | Less Cylinder | Deduct 21.00 |
| | Less SFIC Cylinder | Deduct 69.00 |

Interconnected locks | Grade 2 | Standard duty

QCI200 Series | Other parts & screw parts

| | Description | Service part # | Service part list price |
|---|--|----------------|-------------------------|
|  | QCI200 Series deadbolt tailpiece | 8Q00083 | 4.30 |
|  | Tailpiece QCI200 Series | 8Q00072 | 4.30 |
|  | QCI200 Series outside escutcheon trim - 4' center to center (Specify finish) | 8Q00303 | 39.00 |
|  | QCI200 Series Screw Pack | 8Q00304 | 4.30 |
|  | QCI251 Screw Pack | 8Q00305 | 4.30 |
|  | QCI231 Screw Pack | 8Q00306 | 4.30 |
|  | QCI200 Series Door Thickness Adjustment Gauge | 8Q00307 | 3.30 |
|  | QCI200 Series IC Core Tailpiece | 8Q00308 | 4.30 |
|  | Indicator Emergency Key | 8Q00531 | 3.90 |
|  | SmartKey Learn Tool | 8Q00555 | 7.40 |
|  | Spacer Set QCI200 on 1-3/8" thick door (Specify finish) | 8Q00082 | 4.30 |

Tubular locksets | Grade 2 | Standard duty

QTL200 Series

| | |
|----|-------------------|
| 20 | Single Dummy |
| 30 | Passage |
| 40 | Privacy |
| 50 | Entry/Office |
| 51 | Entry/Office SFIC |
| 60 | Classroom |
| 61 | Classroom SFIC |
| 70 | Storeroom |
| 71 | Storeroom SFIC |

| | |
|-----|-------------------|
| 605 | Bright Brass |
| 613 | Oil Rubbed Bronze |
| 619 | Satin Nickel |
| 625 | Bright Chrome |
| 626 | Satin Chrome |

| | |
|----|---------------|
| BF | BEST "F" SFIC |
| KW | Kwikset "KW" |
| WE | Weiser "E" |
| SC | Schlage "C" |
| GA | Yale "GA" |
| LA | Sargent "LA" |
| LC | Less Cylinder |

| Base part number | | | | | | | | | Additional options | |
|------------------|----------|--------|--------|-------|--------|--------|-----------|--------|---------------------|------------|
| Series | Function | Design | Finish | Latch | Strike | Keyway | # of Pins | Keying | Hurricane compliant | 2nd Finish |
| QTL2 | 71 | E | 626 | SA | FLR | BF | 6 | KA | H | 625 |

| | |
|---|--------|
| E | Sierra |
| M | Summit |
| A | Slate |

| | |
|------|------------------------------------|
| 478S | ANSI 4-7/8" x 1-1/4" Strike |
| 118F | ANSI 1-1/8" x 2-3/4" Strike |
| FLS | Full Lip Square Corner Strike |
| FLR | Full Lip 1/4" Radius Corner Strike |
| NOS | No Strike |

| | |
|-----|---------------|
| 625 | Bright Chrome |
|-----|---------------|

| QTL2 Latch table (new) | |
|------------------------|-------------------|
| RA | Adjustable Radius |
| SA | Adjustable Square |
| NOL | No Latch |

| | |
|----|-----------------------------|
| KD | Keyed Different |
| KA | Keyed Alike |
| SK | Special Keying |
| | - Construction Keyed |
| | - Construction Master Keyed |
| | - Maison Keyed |
| | - Master Keyed |
| ZB | - Grand Master Keyed |
| | - Great Grand Master Keyed |
| | Zero Bitted |

Example

If you ordered: QTL271 E 626 SA FLR BF 6 KA H 625

You would get: Grade 2 Hurricane Compliant Tubular Storeroom SFIC Lock, Sierra Lever, Satin Chrome x Bright Chrome, Adjustable Square Latch, Full Lip 1/4" Radius Corner Strike, Standard "F" Keyway, Keyed Alike.

Tubular locksets | Grade 2 | Standard duty

QTL200 Series

Sierra (E)

Available in: 605, 613, 619, 625, 626
Privacy Split Available in: 626x625*



Summit (M)

Available in: 605, 613, 619, 625, 626
Privacy Split Available in: 626x625*



Slate (A)

Available in: 605, 613, 619, 625, 626
Privacy Split Available in: 626x625*



| Model/Series | Functions | Style | Case qty | List price | |
|--------------|-------------------|-----------|----------|------------|--------------------|
| | | | | 626 | 605, 613, 619, 625 |
| QTL220 | Half Dummy | E / M / A | 12 | 83.00 | 94.00 |
| QTL230 | Passage | E / M / A | 10 | 163.00 | 181.00 |
| QTL240* | Privacy | E / M / A | 10 | 174.00 | 193.00 |
| QTL250 | Entry/Office | E / M / A | 10 | 194.00 | 213.00 |
| QTL251 | Entry/Office SFIC | E / M / A | 10 | 266.00 | 289.00 |
| QTL260 | Classroom | E / M / A | 10 | 194.00 | 213.00 |
| QTL261 | Classroom SFIC | E / M / A | 10 | 266.00 | 289.00 |
| QTL270 | Storeroom | E / M / A | 10 | 194.00 | 213.00 |
| QTL271 | Storeroom SFIC | E / M / A | 10 | 266.00 | 289.00 |

| Less cylinder | | List price |
|---------------|--------------------|--------------|
| LC | Less Cylinder | Deduct 21.00 |
| | Less SFIC Cylinder | Deduct 69.00 |

| Options | | Add |
|---------|---------------------|------|
| H | Hurricane Compliant | 5.00 |

NOTES:

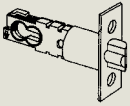
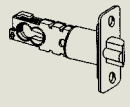
* Privacy split finishes are priced at the highest finish price.

Tubular locksets | Grade 2 | Standard duty

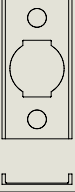
QTL200 Series | Latch options (Specify finish)

| Order # With Lock | Description | Service part # | Price with lock | Service part list price |
|----------------------|-------------|----------------|--------------------|----------------------------|
|----------------------|-------------|----------------|--------------------|----------------------------|

1" X 2 -1/4" Face plate, grade 2 tubular, UL (narrow face)

| | | | | | |
|---|----|---|---------|----|-------|
|  | SA | Adjustable tubular dead latch, 1" square corner face plate G2 UL | 8Q00162 | NC | 21.00 |
|  | RA | Adjustable tubular dead latch, 1" radius corner face plate G2 UL | 8Q00204 | NC | 21.00 |

Wide face latch filler



| | | | | | |
|--|--|---|---------|-----|------|
|  | | Wide face latch adaptor plate (converts 1" latch face plate to 1-1/8") | 8Q00217 | N/A | 2.50 |
|--|--|---|---------|-----|------|

No latch

| | | | | | |
|-----|----------|--|--|--|--------------|
| NOL | No Latch | | | | Deduct 13.00 |
|-----|----------|--|--|--|--------------|

Tubular locksets | Grade 2 | Standard duty

QTL200 Series | Strike options (Specify finish)







| Order # with lock | | Description | Service part # | Price with lock | Service part list price |
|---|-------|--|----------------|-----------------|-------------------------|
|  | 118 F | 2-3/4" x 1-1/8" T-Strike (Does not include screws. Screwpack 8Q00058) | 8Q00165 | NC | 7.90 |
|  | 478S | 4-7/8" x 1-1/4" ANSI Strike (Does not include screws. Screwpack 8Q00058) | 8Q00166 | NC | 13.00 |
|  | FLR | 2-1/4" Full Lip Round Corner Strike UL | 8Q00241 | NC | 7.10 |
|  | FLS | 2-1/4" Full Lip Square Corner Strike UL | 8Q00240 | NC | 7.10 |

No strike

| | | | | | |
|-----|-----------|--|--|--|-------------|
| NOS | No Strike | | | | Deduct 4.90 |
|-----|-----------|--|--|--|-------------|

Tubular locksets | Grade 2 | Standard duty

QTL200 Series | Other parts & screw parts

| | Description | Service part # | Service part list price |
|---|--|----------------|-------------------------|
|  | Tailpiece QTL200 & QRT300 Series | 8Q00073 | 4.30 |
|  | Cylinder Plug Holder QTL200 Series - Summit Style | 8Q00067 | 3.40 |
|  | Cylinder Plug Holder QTL200 Series - Sierra Style | 8Q00068 | 3.40 |
|  | Screw Pack for QTL200 Series (Specify Finish) | 8Q00062 | 3.40 |
|  | Screw Pack for T-Strike (Specify Finish) | 8Q00058 | 3.30 |
|  | Thick Door Pack for QTL200 Series (1-3/4" - 2") (Specify Finish) | 8Q00063 | 3.40 |

Auxiliary deadbolts | Grade 1 | Heavy duty

QDB100 Series

| | |
|----|----------------------|
| 80 | Single Cylinder |
| 81 | Single Cylinder SFIC |
| 82 | Double Cylinder |
| 83 | Double Cylinder SFIC |
| 86 | Classroom |
| 87 | Classroom SFIC |

| | |
|-----|-------------------|
| 605 | Bright Brass |
| 613 | Oil Rubbed Bronze |
| 619 | Satin Nickel |
| 625 | Bright Chrome |
| 626 | Satin Chrome |

| | |
|----|---------------|
| BF | BEST "F" SFIC |
| KW | Kwikset "KW" |
| WE | Weiser "E" |
| SC | Schlage "C" |
| GA | Yale "GA" |
| LA | Sargent "LA" |
| LC | Less Cylinder |

| Base part number | | | | | | | | Additional options |
|------------------|----------|--------|----------|--------|--------|-----------|--------|---------------------|
| Series | Function | Finish | Deadbolt | Strike | Keyway | # of Pins | Keying | Hurricane compliant |
| QDB1 | 81 | 626 | S8 | DBS | BF | 6 | KD | H |

QDB1 Deadbolt table (new)

| | |
|-----|---------------------|
| NOL | No Latch |
| NR4 | Narrow Radius 2-3/4 |
| NR8 | Narrow Radius 2-3/8 |
| NS4 | Narrow Square 2-3/4 |
| NS8 | Narrow Square 2-3/8 |
| R4 | Radius 2-3/4 |
| R8 | Radius 2-3/8 |
| S4 | Square 2-3/4 |
| S8 | Square 2-3/8 |

| | |
|----|-----------------------------|
| KD | Keyed Different |
| KA | Keyed Alike |
| SK | Special Keying |
| | - Construction Keyed |
| | - Construction Master Keyed |
| | - Maison Keyed |
| SK | - Master Keyed |
| | - Grand Master Keyed |
| | - Great Grand Master Keyed |
| ZB | Zero Bitted |

| | |
|------|--|
| 478S | ANSI 4-7/8" x 1-1/4" Strike |
| DBS | Deadbolt Strike 1-1/8" x 2-3/4" Square |
| FLS | Full Lip Square Corner Strike |
| FLR | Full Lip 1/4" Radius Corner Strike |
| NOS | No Strike |

Example

If you ordered: QDB281 626 S8 DBS BF 6 KD H

You would get: Grade 1 Single Cylinder SFIC Auxiliary Deadbolt, Satin Chrome, 23/8" Deadbolt Latch Square, Standard Deadbolt Strike, BEST "F" SFIC Keyway, Keyed Different, Hurricane Compliant

Auxiliary deadbolts | Grade 1 | Heavy duty

QDB100 Series

Single cylinder

Available in: 605, 613, 619, 625, 626



Double cylinder

Available in: 605, 613, 619, 625,



| Model/Series | Functions | Case qty | List price | |
|--------------|----------------------|----------|------------|--------------------|
| | | | 626 | 605, 613, 619, 625 |
| QDB180 | Single Cylinder | 12 | 191.00 | 196.00 |
| QDB181 | Single Cylinder SFIC | 12 | 260.00 | 265.00 |
| QDB182 | Double Cylinder | 12 | 244.00 | 249.00 |
| QDB183 | Double Cylinder SFIC | 12 | 382.00 | 387.00 |
| QDB186 | Classroom | 12 | 201.00 | 206.00 |
| QDB187 | Classroom SFIC | 12 | 270.00 | 275.00 |

| Less cylinder | | List price |
|---------------|--------------------|--------------|
| LC | Less Cylinder | Deduct 21.00 |
| | Less SFIC Cylinder | Deduct 69.00 |

| Options | | Add |
|---------|---------------------|------|
| H | Hurricane Compliant | 5.00 |

NOTES:

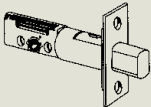
Consult factory for lead times on 605, 625 finishes.

Auxiliary deadbolts | Grade 1 | Heavy duty

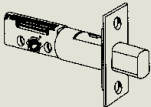
QDB100 Series | Deadbolt options (Specify finish)

| Order # with lock | Description | Service part # | Price with lock | Service part list price |
|----------------------|-------------|-------------------|--------------------|----------------------------|
|----------------------|-------------|-------------------|--------------------|----------------------------|

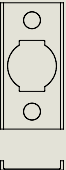
Deadbolt: 1-1/8" x 2-1/4" Face plate, deadbolt, UL (wide face)

| | | | | | |
|---|----|---------------------------------|---------|----|-------|
|  | S4 | 2-3/4" deadbolt - square corner | 8Q00170 | NC | 26.00 |
| | R4 | 2-3/4" deadbolt - radius corner | 8Q00169 | NC | 26.00 |
| | S8 | 2-3/8" deadbolt - square corner | 8Q00168 | NC | 26.00 |
| | R8 | 2-3/8" deadbolt - radius corner | 8Q00167 | NC | 26.00 |

Deadbolt: 1" x 2-1/4" Face plate, deadbolt, UL (narrow face)

| | | | | | |
|---|-----|---------------------------------|---------|----|-------|
|  | NS4 | 2-3/4" deadbolt - square corner | 8Q00237 | NC | 26.00 |
| | NR4 | 2-3/4" deadbolt - radius corner | 8Q00236 | NC | 26.00 |
| | NS8 | 2-3/8" deadbolt - square corner | 8Q00235 | NC | 26.00 |
| | NR8 | 2-3/8" deadbolt - radius corner | 8Q00234 | NC | 26.00 |

Wide face latch filler

| | | | | |
|---|---|---------|-----|------|
|  | Wide face latch adaptor plate (converts 1" latch face plate to 1-1/8") | 8Q00217 | N/A | 2.50 |
|---|---|---------|-----|------|

No latch

| | | | | |
|-----|----------|--|--|--------------|
| NOL | No latch | | | Deduct 22.00 |
|-----|----------|--|--|--------------|

Auxiliary deadbolts | Grade 1 | Heavy duty

QDB100 Series | Strike options (Specify finish)






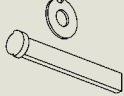




| Order # with lock | | Description | Service part # | Price with lock | Service part list price |
|---|------|---|----------------|-----------------|-------------------------|
|  | DBS | 2 3/4" x 1 1/8" Standard Deadbolt Strike and Reinforcer | 8Q00164 | NC | 7.40 |
|  | DBR | 2 3/4" x 1 1/8" Standard Radius Deadbolt Strike and Reinforcer | 8Q00530 | NC | 7.40 |
|  | 478S | 4 7/8" x 1 1/4" ANSI Strike | 8Q00244 | Add 5.30 | 13.00 |
|  | FLR | 2 1/4" Full Lip Round Corner Strike UL | 8Q00316 | NC | 7.40 |
|  | FLS | 2 1/4" Full Lip Square Corner Strike UL | 8Q00317 | NC | 7.40 |
|  | | Plastic Strike Box for QDB100 & QDB200 Series (DBS Strike only) | 8Q00161 | N/A | 4.30 |

No strike

| | | | | | |
|-----|-----------|--|--|--|-------------|
| NOS | No Strike | | | | Deduct 5.00 |
|-----|-----------|--|--|--|-------------|

Auxiliary deadbolts | Grade 1 | Heavy duty

QDB100 Series | Other parts & screw parts

| | Description | Service part # | Service part list price |
|---|--|----------------|-------------------------|
|  | Tailpiece for QDB100 & QDB200 Series Double Cylinder (Qty 2) | 8Q00085 | 4.30 |
|  | Tailpiece and washer for Single Cylinder QDB100 & QDB200 Series | 8Q00083 | 4.30 |
|  | Spacer Set for Double Cylinder Deadbolt SFIC QDB100 & QDB200 Series (Specify finish) | 8Q00082 | 4.30 |
|  | Thick Door Pack for QDB100 Series Single Cylinder (1 3/4" - 2 1/4") (Specify finish) | 8Q00077 | 4.30 |
|  | Thick Door Pack for QDB100 & QDB200 Series Double Cylinder (1 3/4" - 2 1/4") (Specify finish) | 8Q00079 | 4.30 |
|  | Thick Door Kit - Tailpiece and washer for Single Cylinder QDB100 & QDB200 Series (1 3/4" - 2 1/4") | 8Q00084 | 4.30 |
|  | Cylinder Screw QDB100 & QDB200 Series | 8Q00086 | 4.30 |
|  | Screw Pack for T-Strike (Specify finish) | 8Q00058 | 3.30 |
|  | Screw Pack for QDB100 Series Single Cylinder (Specify finish) | 8Q00076 | 4.30 |
|  | Screw Pack for QDB100 & QDB200 Series Double Cylinder (Specify finish) | 8Q00078 | 4.30 |

Auxiliary deadbolts | Grade 2 | Standard duty

QDB200 Series

| | |
|----|----------------------|
| 80 | Single Cylinder |
| 81 | Single Cylinder SFIC |
| 82 | Double Cylinder |
| 83 | Double Cylinder SFIC |
| 84 | Inside Turnbolt |
| 85 | Indicator |
| 86 | Classroom |
| 87 | Classroom SFIC |

| | |
|-----|-------------------|
| 605 | Bright Brass |
| 613 | Oil Rubbed Bronze |
| 619 | Satin Nickel |
| 625 | Bright Chrome |
| 626 | Satin Chrome |

| | |
|----|---------------|
| BF | BEST "F" SFIC |
| KW | Kwikset "KW" |
| WE | Weiser "E" |
| SC | Schlage "C" |
| GA | Yale "GA" |
| LA | Sargent "LA" |
| LC | Less Cylinder |

| Base part number | | | | | | | | Additional options |
|------------------|----------|--------|----------|--------|--------|-----------|--------|---------------------|
| Series | Function | Finish | Deadbolt | Strike | Keyway | # of Pins | Keying | Hurricane compliant |
| QDB2 | 81 | 626 | S8 | DBS | BF | 6 | KD | H |

| QDB2 Deadbolt table (new) | |
|---------------------------|---------------------|
| 6A | 6-Way Adjustable |
| NOL | No Latch |
| NR4 | Narrow Radius 2-3/4 |
| NR8 | Narrow Radius 2-3/8 |
| NS4 | Narrow Square 2-3/4 |
| NS8 | Narrow Square 2-3/8 |
| R4 | Radius 2-3/4 |
| R8 | Radius 2-3/8 |
| S4 | Square 2-3/4 |
| S8 | Square 2-3/8 |

| | |
|----|-----------------------------|
| KD | Keyed Different |
| KA | Keyed Alike |
| SK | Special Keying |
| | - Construction Keyed |
| | - Construction Master Keyed |
| | - Maison Keyed |
| ZB | - Master Keyed |
| | - Grand Master Keyed |
| | - Great Grand Master Keyed |
| ZB | Zero Bitted |

| | |
|------|--|
| 478S | ANSI 4-7/8" x 1-1/4" Strike |
| DBS | Deadbolt Strike 1-1/8" x 2-3/4" Square |
| DBR | Deadbolt Strike 1-1/8" x 2-3/4" Radius |
| FLS | Full Lip Square Corner Strike |
| FLR | Full Lip 1/4" Radius Corner Strike |
| NOS | No Strike |

Example

If you ordered: QDB281 626 S8 DBS BF6 KD H

You would get: Grade 2 Single Cylinder SFIC Auxiliary Deadbolt, Satin Chrome, 2-3/8" Deadbolt Latch Square, Standard Deadbolt Strike, BEST "F" SFIC Keyway, Keyed Different, Hurricane Compliant.

Auxiliary deadbolts | Grade 2 | Standard duty

QDB200 Series

Single cylinder

Available in: 605, 613, 619, 625, 626



Double cylinder

Available in: 605, 613, 619, 625, 626



QDB285 Indicator

Available in: 605, 613, 619, 625, 626*



| Model/Series | Functions | Case qty | List price | |
|--------------|----------------------|----------|------------|--------------------|
| | | | 626 | 605, 613, 619, 625 |
| QDB280 | Single Cylinder | 12 | 119.00 | 129.00 |
| QDB281 | Single Cylinder SFIC | 12 | 152.00 | 161.00 |
| QDB282 | Double Cylinder | 12 | 147.00 | 154.00 |
| QDB283 | Double Cylinder SFIC | 12 | 219.00 | 225.00 |
| QDB284 | Inside Turnbolt | 20 | 62.00 | 69.00 |
| QDB285 | Indicator | 12 | 98.00 | 105.00 |
| QDB286 | Classroom | 12 | 127.00 | 136.00 |
| QDB287 | Classroom SFIC | 12 | 159.00 | 169.00 |

| Options | | Add |
|---------|---------------------|------|
| H | Hurricane Compliant | 5.00 |

NOTES:

* QDB288 is only available with either SA or RA latches. SA and RA latches not available on other deadbolts. Subject to availability. Consult factory.

Auxiliary deadbolts | Grade 2 | Standard duty

QDB200 Series | Deadbolt options (Specify finish)

| Order # with lock | Description | Service part # | Price with lock | Service part list price |
|----------------------|-------------|-------------------|--------------------|----------------------------|
|----------------------|-------------|-------------------|--------------------|----------------------------|

1 -1/8" x 2 -1/4" Face plate, deadbolt, UL (wide face)

| | | | | | |
|--|----|---------------------------------|---------|----|-------|
| | S4 | 2-3/4" deadbolt - square corner | 8Q00170 | NC | 26.00 |
| | R4 | 2-3/4" deadbolt - radius corner | 8Q00169 | NC | 26.00 |
| | S8 | 2-3/8" deadbolt - square corner | 8Q00168 | NC | 26.00 |
| | R8 | 2-3/8" deadbolt - radius corner | 8Q00167 | NC | 26.00 |

1" x 2 -1/4" Face plate, deadbolt, UL (narrow face)

| | | | | | |
|--|-----|---------------------------------|---------|----|-------|
| | NS4 | 2-3/4" deadbolt - square corner | 8Q00237 | NC | 26.00 |
| | NR4 | 2-3/4" deadbolt - radius corner | 8Q00236 | NC | 26.00 |
| | NS8 | 2-3/8" deadbolt - square corner | 8Q00235 | NC | 26.00 |
| | NR8 | 2-3/8" deadbolt - radius corner | 8Q00234 | NC | 26.00 |

6 Way adjustable latches, deadbolt, UL (narrow)

| | | | | |
|----|--|---------|----------|-------|
| 6A | 1" square corner, 1" round corner and drive-in | 8Q00482 | Add 3.10 | 27.00 |
|----|--|---------|----------|-------|

Wide face latch filler

| | | | | |
|--|---|---------|-----|------|
| | Wide face latch adaptor plate (converts 1" latch face plate to 1-1/8") | 8Q00217 | N/A | 2.50 |
|--|---|---------|-----|------|

No latch

| | | | | |
|-----|----------|--|--|--------------|
| NOL | No latch | | | Deduct 18.00 |
|-----|----------|--|--|--------------|

Auxiliary deadbolts | Grade 2 | Standard duty

QDB200 Series | Strike options (Specify finish)

| Order # with lock | | Description | Service part # | Price with lock | Service part list price |
|---|------|---|----------------|-----------------|-------------------------|
|  | DBS | 23/4" x 11/8" Standard Deadbolt Strike and Reinforcer | 8Q00164 | NC | 7.40 |
|  | DBR | 23/4" x 11/8" Standard Radius Deadbolt Strike and Reinforcer | 8Q00530 | NC | 7.40 |
|  | 478S | 4 7/8" x 11/4" ANSI Strike | 8Q00244 | Add 5.30 | 13.00 |
|  | FLR | 2 1/4" Full Lip Round Corner Strike UL | 8Q00316 | NC | 7.40 |
|  | FLS | 2 1/4" Full Lip Square Corner Strike UL | 8Q00317 | NC | 7.40 |
|  | | Plastic Strike Box for QDB100 & QDB200 Series (DBS Strike only) | 8Q00161 | N/A | 4.30 |

No strike

| | | | | | |
|-----|-----------|--|--|--|-------------|
| NOS | No Strike | | | | Deduct 5.00 |
|-----|-----------|--|--|--|-------------|

Auxiliary deadbolts | Grade 2 | Standard duty

QDB200 Series | Cylinder options (Specify finish)

| Order # with lock | Description | Price with lock |
|----------------------|--------------------|--------------------|
| Less cylinder | | |
| LC | Less Cylinder | Deduct 21.00 |
| | Less SFIC Cylinder | Deduct 69.00 |

Auxiliary deadbolts | Grade 2 | Standard duty

QDB200 Series | Other parts & screw parts

| | Description | Service part # | Service part list price |
|--|---|----------------|-------------------------|
| | Tailpiece for QDB100 & QDB200 Series Double Cylinder (Qty 2) | 8Q00085 | 4.30 |
| | Tailpiece and washer for Single Cylinder QDB100 & QDB200 Series | 8Q00083 | 4.30 |
| | Spacer Set for Double Cylinder Deadbolt SFIC QDB100 & QDB200 Series (Specify finish) | 8Q00082 | 4.30 |
| | Thick Door Pack for QDB200 Series Single Cylinder (1 3/4" - 2 1/4") (Specify finish) | 8Q00081 | 4.30 |
| | Thick Door Pack for QDB100 & QDB200 Series Double Cylinder (1 3/4" - 2 1/4") (Specify finish) | 8Q00079 | 4.30 |
| | Thick Door Kit - Tailpiece and washer for Single Cylinder (1 3/4" - 2 1/4") | 8Q00084 | 4.30 |
| | Thick Door Kit - Tailpiece and washer for Single SFIC Cylinder (1 3/4" - 2 1/4") | 8Q00588 | 4.30 |
| | Cylinder Screw QDB100 & QDB200 Series | 8Q00086 | 4.30 |
| | Screw Pack for T-Strike (Specify finish) | 8Q00058 | 3.30 |
| | Screw Pack for QDB200 Series Single Cylinder (Specify finish) | 8Q00080 | 4.30 |
| | Screw Pack for QDB100 & QDB200 Series Double Cylinder (Specify finish) | 8Q00078 | 4.30 |
| | Indicator Emergency Key | 8Q00531 | 3.90 |
| | SmartKey Learn Tool | 8Q00555 | 7.40 |
| | Reset Cradle for SmartKey cylinders | 8Q00484 | 69.00 |

Exit devices & trims | Grade 1 | Heavy duty

QED100 Series

| | |
|------|---|
| MLR | Motorized Latch Retraction |
| MLRX | Motorized Latch Retraction with Request to Exit |
| ED | Electrified Dogging |
| EDX | Electrified Dogging with Request to Exit |
| X | Request to Exit |
| HC | Hurricane Compliant* |

| | |
|----|---------------|
| BF | BEST "F" SFIC |
| KW | Kwikset "KW" |
| WE | Weiser "E" |
| SC | Schlage "C" |
| GA | Yale "GA" |
| LA | Sargent "LA" |
| LC | Less Cylinder |

| | |
|--------|-----------------------------------|
| QED1xx | Grade 1 Architectural Exit Device |
|--------|-----------------------------------|

| | |
|------------|----|
| 36" Device | 36 |
| 48" Device | 48 |

| | |
|-----|----------|
| 7FT | 7 ft Rod |
| 8FT | 8 ft Rod |

| Series | Function | Options | Size | Door Height* | Finish | Keyway** | Keying** | Notes |
|--------|----------|---------|------|--------------|--------|----------|----------|-------|
| QED1 | 15 | MLR | 36" | 7FT | 313AN | BF | KD | XXXX |

| | |
|----|--------------------------|
| 11 | Rim Hex Dog |
| 12 | Rim Cylinder Dog |
| 13 | Rim Fire Rated |
| 14 | SVR - Hex Dog |
| 15 | SVR - Cylinder Dog |
| 16 | SVR - Fire Rated |
| 17 | SVR - LBR - Hex Dog |
| 18 | SVR - LBR - Cylinder Dog |
| 19 | SVR - LBR - Fire Rated |
| 24 | CVR - Hex Dog |
| 25 | CVR - Cylinder Dog |
| 26 | CVR - Fire Rated |
| 27 | CVR - LBR - Hex Dog |
| 28 | CVR - LBR - Cylinder Dog |
| 29 | CVR - LBR - Fire Rated |

| | |
|----------------------------|-----------------------------|
| KD | Keyed Different |
| KA | Keyed Alike |
| SK | Special Keying |
| | - Construction Keyed |
| | - Construction Master Keyed |
| | - Maison Keyed |
| | - Master Keyed |
| - Grand Master Keyed | |
| - Great Grand Master Keyed | |
| ZB | Zero Bitted |

| | |
|-------|---------------------------|
| 605 | Bright Brass |
| 313AN | Anodized Duralumin Bronze |
| 626 | Satin Chrome |

* Applies to Vertical Rods only.
 ** Applies to Cylinder Dogged only.
 † HC is only available for QED111-QED116.

Example

If you ordered: QED115 36" 7FT 313AN BF KD

You would get: Grade 1 Heavy Duty Architectural Surface Vertical Rod Exit Device with Cylinder Dogging for a 7 Foot Door, in Anodized Duralumin Bronze finish. SFIC "F" Keyway, Keyed Different.

Exit devices & trims | Grade 1 | Heavy duty

QED100 Series

Architectural exit device

Available in: 605, 313AN, 626



| Model/Series | Functions | Style | Case qty | List price | |
|--------------|------------------------------------|-------|----------|------------|------------|
| | | | | 626 | 605, 313AN |
| QED111 | Rim - Hex Dog | | 1 | 1,438.00 | 1,472.00 |
| QED112 | Rim - Cylinder Dog | | 1 | 1,522.00 | 1,556.00 |
| QED113 | Rim - Fire Rated | | 1 | 1,534.00 | 1,568.00 |
| QED114 | SVR - Hex Dog | 7FT | 1 | 1,884.00 | 1,918.00 |
| QED115 | SVR - Cylinder Dog | 7FT | 1 | 1,969.00 | 2,003.00 |
| QED116 | SVR - Fire Rated | 7FT | 1 | 1,979.00 | 2,013.00 |
| QED117 | SVR Less Bottom Rod - Hex Dog | 7FT | 1 | 1,823.00 | 1,857.00 |
| QED118 | SVR Less Bottom Rod - Cylinder Dog | 7FT | 1 | 1,912.00 | 1,946.00 |
| QED119 | SVR Less Bottom Rod - Fire Rated | 7FT | 1 | 1,921.00 | 1,955.00 |
| QED124 | CVR - Hex Dog | 7FT | 1 | 1,979.00 | 2,013.00 |
| QED125 | CVR - Cylinder Dog | 7FT | 1 | 2,062.00 | 2,096.00 |
| QED126 | CVR - Fire Rated | 7FT | 1 | 2,078.00 | 2,112.00 |
| QED127 | CVR - LBR - Hex Dog | 7FT | 1 | 1,950.00 | 1,984.00 |
| QED128 | CVR - LBR - Cylinder Dog | 7FT | 1 | 2,035.00 | 2,069.00 |
| QED129 | CVR - LBR - Fire Rated | 7FT | 1 | 2,046.00 | 2,080.00 |

| Less cylinder | | List price |
|---------------|---------------|--------------|
| LC | Less Cylinder | Deduct 47.00 |

| Options | | Add |
|---------|--|--------|
| 8FT | Vertical rod kit for 8FT door application | 69.00 |
| 48" | 48" Device (Consult factory for lead-time) | 76.00 |
| HC | Hurricane Compliant Rim | 156.00 |
| | Hurricane Compliant SVR | 37.00 |

NOTES:

All LBR fire rated devices include a bottom fire bolt. Consult factory for lead times on 605 finish.

Exit devices & trims | Grade 1 | Heavy duty

QED100 Series | Electrified options (Consult factory for lead times)

QED 100 Series



| Model # | Description | List price adder |
|-----------|---|------------------|
| QED__MLR | Motorized Latch Retraction (MLR) allows for the remote unlatching of exit devices. Continuous duty motor retract latches/pushbar momentarily or for extended periods of time. Recommend the use of power supply 8Q00312 or 8Q00313. | 1,337.00 |
| 8Q03000 | Available Motorized Latch Retraction solution field conversion kit | 1,337.00 |
| QED__ED | Electrified Dogging (ED) allows continuous latch retraction and dogging simultaneously. ED requires first time mechanical activation after which the push bar will continuously hold the push bar and latch retracted. When power is removed or interrupted from the device, the latch bolt will extend and push bar will release. Uses power supply 8Q00314 (on page 50) | 1,154.00 |
| QED__X | Request to Exit (X) is an SPDT (Single Pole Double Throw) switch which monitors the push bar of the exit device. The X switch can be used to activate a door alarm, control a magnetic locking device, shunt a door alarm or signal a control console when the push bar is depressed. | 430.00 |
| QED__MLRX | Motorized Latch Retraction (MLR) device with a Request to Exit (X) switch. Recommend the use of power supply 8Q00312 or 8Q00313. | 1,659.00 |
| QED__EDX | Electrified Dogging (ED) device with a Request to Exit (X) switch. Uses power supply 8Q00314 (on page 50) | 1,478.00 |

QED100 Series | power supply options (Consult factory for lead times)

| Model # | Description | List price adder |
|---------|--|------------------|
| 8Q00312 | Power supply for Motorized Latch Retraction Devices (MLR/MLRX) | 1416.00 |
| 8Q00313 | Power supply with Day/Night mode for Motorized Latch Retraction Devices (MLR/MLRX) | 1610.00 |

Electrified product specifications

- Consult Factory for lead times
- Electrification prices should be added to price of device
- Lifetime warranty on exit device; 1 year warranty on electronic components
- MLR or MLRX power supply 8Q00312 or 8Q00313 recommended
- Minimum door width 36"
- MLR and ED requires the removal of mechanical dogging mechanism
- Options can be used in any Hex Dog or Fire Rated QED 100 Series Device (How to order example: QED111MLR 36" 626)

Power Supply Specifications (10" x 10" x 4.25")

8Q00312

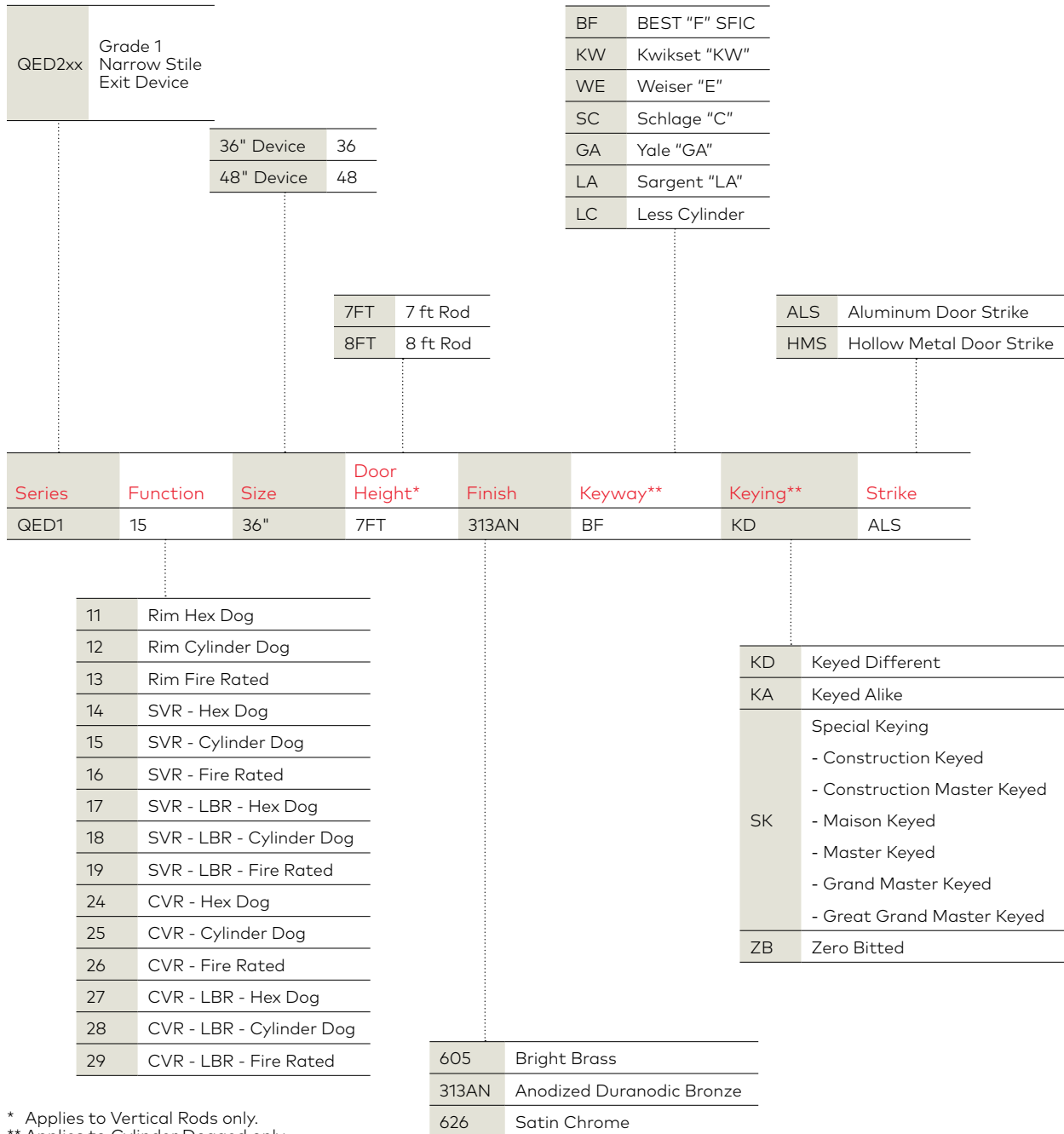
- Provides power for up to two MLR or MLRX devices
- Supplied with wiring diagram in detailed instructions
- Automatic door operator interface
- Independent control of single exit devices (one or two single doors) or sequential operation of two devices (pair of doors) field adjustable latch retraction time delay
- 24VDC or 12 VDC auxiliary power, unfiltered & unregulated

8Q00313

- Same as 8Q00312 with the addition of a day/night mode
- Provides separate input for retracting one exit device or two exit devices sequentially without activating the auto door operator. While the latches are held retracted auto operator can be activated independently from a different output.

Exit devices & trims | Grade 1 | Heavy duty narrow stile

QED200 Series



* Applies to Vertical Rods only.
 ** Applies to Cylinder Dogged only.
 † HC is only available for QED111-QED116.

NOTES:

Rim devices with ALS Strike and SVR devices require minimum stile width of 2".
 Rim devices with HMS and CVR devices require minimum stile wide of 3.5".

Example

If you ordered: QED215 36" 7FT 626 BF KD


You would get: Grade 1 Heavy Duty Narrow Stile Surface Vertical Rod Exit Device with Cylinder Dogging for a 7 Foot Door, in Brushed Chrome finish, SFIC "F" Keyway, Keyed Different.

Exit devices & trims | Grade 1 | Heavy duty narrow stile

QED200 Series

Narrow stile exit device

Available in: 605, 313AN, 626



| Model/Series | Functions | Style | Case qty | List price | |
|--------------|------------------------------------|-------|----------|------------|------------|
| | | | | 626 | 605, 313AN |
| QED211 | Rim - Hex Dog | | 1 | 1,668.00 | 1,729.00 |
| QED212 | Rim - Cylinder Dog | | 1 | 1,748.00 | 1,809.00 |
| QED213 | Rim - Fire Rated | | 1 | 1,763.00 | 1,824.00 |
| QED214 | SVR - Hex Dog | 7FT | 1 | 2,248.00 | 2,313.00 |
| QED215 | SVR - Cylinder Dog | 7FT | 1 | 2,329.00 | 2,390.00 |
| QED216 | SVR - Fire Rated | 7FT | 1 | 2,344.00 | 2,405.00 |
| QED217 | SVR Less Bottom Rod - Hex Dog | 7FT | 1 | 2,190.00 | 2,248.00 |
| QED218 | SVR Less Bottom Rod - Cylinder Dog | 7FT | 1 | 2,271.00 | 2,329.00 |
| QED219 | SVR Less Bottom Rod - Fire Rated | 7FT | 1 | 2,284.00 | 2,344.00 |
| QED224 | CVR - Hex Dog | 7FT | 1 | 2,331.00 | 2,395.00 |
| QED225 | CVR - Cylinder Dog | 7FT | 1 | 2,411.00 | 2,474.00 |
| QED226 | CVR - Fire Rated | 7FT | 1 | 2,428.00 | 2,487.00 |
| QED227 | CVR - LBR - Hex Dog | 7FT | 1 | 2,281.00 | 2,342.00 |
| QED228 | CVR - LBR - Cylinder Dog | 7FT | 1 | 2,361.00 | 2,425.00 |
| QED229 | CVR - LBR - Fire Rated | 7FT | 1 | 2,375.00 | 2,436.00 |

| Less cylinder | | List price |
|---------------|---------------|--------------|
| LC | Less Cylinder | Deduct 47.00 |

| Options | | Add |
|---------|--|-------|
| 8FT | Vertical rod kit for 8FT door application | 64.00 |
| 48" | 48" Device (Consult factory for lead-time) | 74.00 |



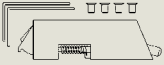
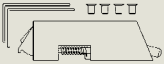
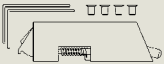


* QED213 available with HMS strike only.

NOTES:

All LBR fire rated devices include a bottom fire bolt.
 Consult factory for lead times on 605 finish.
 Rim devices with ALS Strike and SVR devices require minimum stile width of 2".
 Rim devices with HMS and CVR devices require minimum stile wide of 3.5".

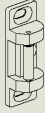
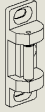
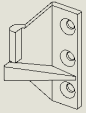
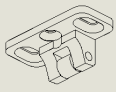
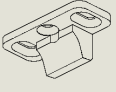
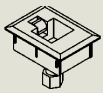
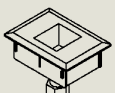

Exit devices & trims | Grade 1 | Heavy duty

QED100/200 Series | Latch & rod parts (Specify finish)

| | Description | Service part # | List price |
|---|--|----------------|------------|
|  | Top Rod Latch for SVR & LBR - QED100/200 (requires screw pack 8Q00268 - see QED100/200 Other Parts & Screw Packs) | 8Q00256 | 225.00 |
|  | Top Rod Latch for CVR - QED100 (requires screw pack 8Q00278 - see QED100/200 Other Parts & Screw Packs) | 8Q00271 | 225.00 |
|  | Top Rod Latch for CVR - QED200 (requires screw pack 8Q00278 - see QED100/200 Other Parts & Screw Packs) | 8Q00584 | 169.00 |
|  | Bottom Rod Latch for SVR - QED100/200 (requires screw pack 8Q00268 - see QED100/200 Other Parts & Screw Packs) | 8Q00257 | 225.00 |
|  | Bottom Rod Latch for CVR - QED100 (requires screw pack 8Q00278 - see QED100/200 Other Parts & Screw Packs) | 8Q00272 | 225.00 |
|  | Bottom Rod Latch for CVR - QED200 (requires screw pack 8Q00278 - see QED100/200 Other Parts & Screw Packs) | 8Q00585 | 169.00 |
|  | Fire Latch for QED100/200 LBR Fire Rated * Can only be used with fire rated LBR devices. | 8Q00279 | 120.00 |
| NO IMAGE | Bottom Rod for SVR - QED100/200 (requires screw pack 8Q00268 - see QED100/200 Other Parts & Screw Packs) | 8Q00258 | 59.00 |
| NO IMAGE | Bottom Rod for CVR - QED100/200 | 8Q00280 | 59.00 |
| NO IMAGE | 7' Top Rod for SVR & LBR - QED100/200 | 8Q00259 | 59.00 |
| NO IMAGE | 7' Top Rod for CVR - QED100/200 | 8Q00281 | 59.00 |
| NO IMAGE | 8' Top Rod for SVR & LBR - QED100/200 | 8Q00260 | 67.00 |
| NO IMAGE | 8' Top Rod for CVR - QED100/200 | 8Q00282 | 67.00 |
| NO IMAGE | QED100/200 Series SVR & LBR, 7' Top Rod Cover Set (includes top rod and base plate) (requires screw pack 8Q00261 - see QED100/200 Other Parts & Screw Packs) | 8Q00249 | 105.00 |
| NO IMAGE | QED100/200 Series SVR & LBR, 8' Top Rod Cover Set (includes cover and base plate) (requires screw pack 8Q00261 - see QED100/200 Other Parts & Screw Packs) | 8Q00250 | 116.00 |
| NO IMAGE | QED100/200 Series SVR, Bottom Rod Cover Set (includes cover and base plate) (requires screw pack 8Q00261 - see QED100/200 Other Parts & Screw Packs) | 8Q00251 | 98.00 |






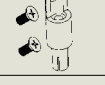





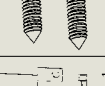

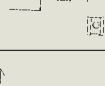


Exit devices & trims | Grade 1 | Heavy duty

QED100/200 Series | Strike parts

| | Description | Service part # | List price |
|---|--|----------------|------------|
|  | Strike Kit for Rim Panic - QED100/200 (includes mounting hardware) | 8Q00254 | 59.00 |
|  | Strike Kit for Rim Fire Rated - QED100/200 (includes mounting hardware) | 8Q00255 | 67.00 |
|  | Double Door Strike Kit for Rim - QED111 & QED112 (includes mounting hardware) | 8Q00269 | 98.00 |
|  | Strike Kit for Top Latch for SVR Panic - QED100/200 (includes mounting hardware) | 8Q00247 | 75.00 |
|  | Strike Kit for Top Latch for CVR Panic - QED100/200 | 8Q00273 | 75.00 |
|  | Strike Kit for Top Latch for SVR Fire - QED100/200 (includes mounting hardware) | 8Q00248 | 89.00 |
|  | Strike Kit for Top Latch for CVR Fire - QED100/200 | 8Q00274 | 89.00 |
|  | Strike Kit for Bottom Latch for SVR/CVR Panic - QED100/200 (includes mounting hardware) | 8Q00265 | 75.00 |
|  | Strike Kit for Bottom Latch for SVR/CVR Fire - QED100/200 (includes mounting hardware) | 8Q00266 | 75.00 |
|  | Strike Shim Kit for QED100/200 Series Rim Devices - 1 Piece | 8Q00285 | 12.00 |
|  | Blade Stop Strike For Aluminum Door Application - QED200 | S988 | 138.00 |

Exit devices & trims | Grade 1 | Heavy duty

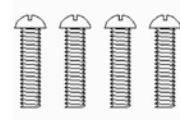
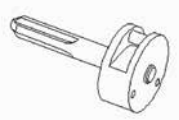
QED100/200 Series | Other parts & screw packs

| | Description | Service part # | Qty | List price |
|---|---|----------------|-----|------------|
|  | QED100/200 Series End Cap (Specify finish) | 8Q00264 | 1 | 59.00 |
|  | QED100/200 Series End Cap Bracket and Screw Pack | 8Q00246 | 1 | 27.00 |
|  | QED100/200 Series SVR & LBR, Top & Bottom Latch Screw Pack (Specify finish) | 8Q00268 | 1 | 36.00 |
|  | QED100/200 Series SVR & LBR, Rod Cover Screw Pack | 8Q00261 | 1 | 33.00 |
|  | QED100/200 Series SVR & LBR, Latch Cover Screw Pack (Specify finish) | 8Q00262 | 1 | 13.00 |
|  | QED100/200 Series SVR, Rod Connector Kit (connects top & bottom rod to exit device) | 8Q00263 | 1 | 36.00 |
|  | QED100/200 Series Sex Bolts (Qty 4) (Specify finish) | 8Q00267 | 1 | 39.00 |
|  | QED100/200 Series LBR, Head Cap Plug (black) | 8Q00270 | 1 | 13.00 |
|  | QED100/200 Series Cylinder Mounting Kit for Cylinder Dog Devices (Specify finish) | 8Q00252 | 1 | 59.00 |
|  | QED100/200 Series Hex Wrench for Hex Dog Devices | 8Q00253 | 1 | 11.00 |
|  | Standard Cam for Mortise Cylinder | 8Q00119 | 1 | 7.40 |
|  | Cam Mounting Screws for Mortise Cylinders (Qty 2) | 8Q00118 | 1 | 2.60 |
|  | QED100/200 Series CVR Rod Connector | 8Q00275 | 1 | 36.00 |
|  | QED100/200 Series CVR-LBR Rod Connector | 8Q00276 | 1 | 36.00 |
|  | QED100/200 Series CVR Installation Jig | 8Q00277 | 1 | 18.00 |
|  | QED100/200 Series CVR Latch Screw Pack | 8Q00278 | 1 | 36.00 |

Exit devices & trims | Grade 1 | Heavy duty

QED100/200 Series | Thick door kits (TDK's)

Thick door kits (TDK's) are used to extend the length of the exit trim spindle for non-standard (1-3/4") thick doors. These kits include appropriate length exit trim spindles and fasteners.

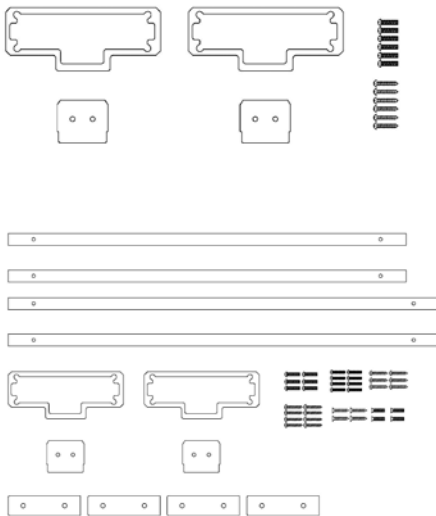


| Trim | Door Thickness | | | | List price |
|--------|----------------|---------|---------|---------|------------|
| | 2" | 2 1/4" | 2 1/2" | 2 3/4" | |
| QET130 | | | | | |
| QET160 | 8Q00427 | 8Q00428 | 8Q00429 | 8Q00430 | 39.00 |
| QET180 | | | | | |
| QET165 | 8Q00431 | 8Q00432 | 8Q00433 | 8Q00434 | |

QED100/200 Series | Glass bead kits (GBK's) (Specify finish)

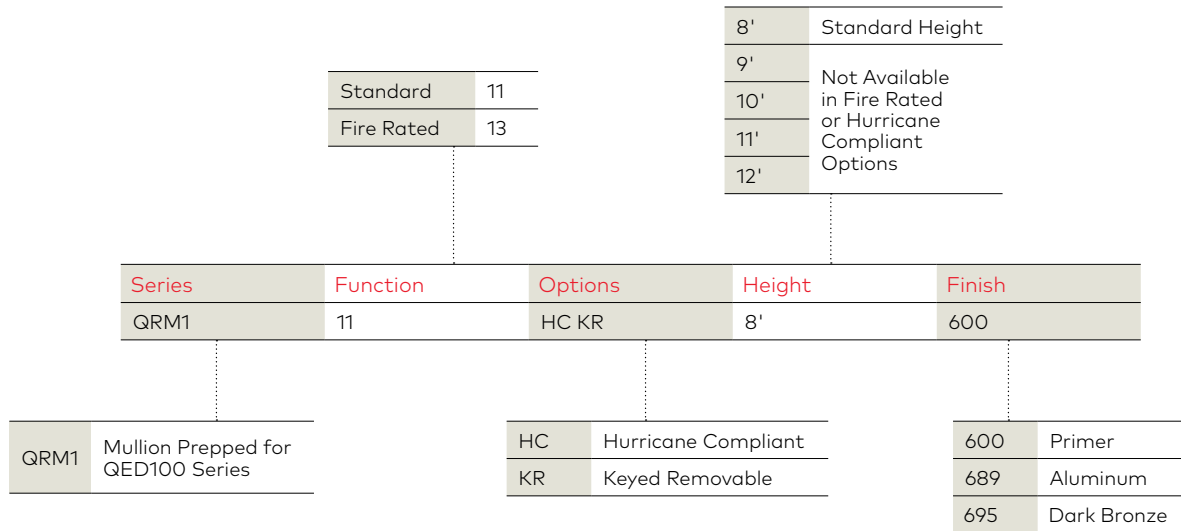
- Glass bead kits (GBK's) are used to shim exit devices off the face of a door with raised glass beads. Each kit contains (2) 1/8" shims (total clearance of 1/4") and fasteners.
- Requires the use of a thick door kit (TDK) if using an exit device trim.
- Available finishes: 605, 313, 626

| Part # | Model | Finishes | List price |
|---------|----------------------------|-----------------|------------|
| 8Q00414 | QED100 Rim and CVR Devices | 605, 313AN, 626 | 116.00 |
| 8Q00415 | QED100 SVR 7FT Device | 605, 313AN, 626 | 281.00 |
| 8Q00416 | QED100 SVR 8FT Device | 605, 313AN, 626 | 290.00 |
| 8Q00586 | QED200 Rim and CVR Device | 605 | 116.00 |
| 8Q00546 | QED200 Rim and CVR Device | 313AN | |
| 8Q00547 | QED200 Rim and CVR Device | 626 | 281.00 |
| 8Q00548 | QED200 SVR 7FT Device | 605 | |
| 8Q00549 | QED200 SVR 7FT Device | 313AN | 290.00 |
| 8Q00550 | QED200 SVR 7FT Device | 626 | |
| 8Q00551 | QED200 SVR 8FT Device | 605 | 290.00 |
| 8Q00552 | QED200 SVR 8FT Device | 313AN | |
| 8Q00553 | QED200 SVR 8FT Device | 626 | |



Exit devices & trims | Grade 1 | Mullions

QRM100 Series



Example

If you ordered: QRM111 HC KR 8' 600

You would get: Keyed Removable, Hurricane Compliant mullion, 8' height, with Primer finish. Prepped for QED100 Series strike.

Exit devices & trims | Grade 1 | Mullions

QRM100 Series

Applications

- Use with Rim Exit Devices on pairs of doors

Product specifications

- 2" x 3" (51 mm x 76 mm) steel mullion tube. 1/8" wall thickness
- Hurricane: 2" x 3" steel mullion tube. 5/16" wall thickness.
- Size: Standard for openings 8'0" high, field sizeable for openings less than 8'0". 9', 10', 11' & 12' also available and are field sizeable.
- Mullion is pre-prepped for QED100 Series Exit Devices
- Fire and Hurricane Rating 8' 0" high max.
- Available Finishes: Primer (600), Aluminum (689) and Dark Bronze (695)

Hurricane compliant

QRM111 HC KR or QRM113 HC KR



Locking KR Headcap
(Rim cylinder not included)

QRM100 Series | Keyed removeable mullions (Consult factory for lead times)

Mullions include: mullion tube, cap, base, fasteners. Cylinder not included. Keyed removeable mullions utilize standard rim cylinders. Reference cylinders, keys & keying section for more details.

| Order # | Description | List Price | |
|--------------|---|------------|----------|
| | | 600 | 689, 695 |
| QRM111 KR* | Keyed Removeable Mullion | 1,610.00 | 1,805.00 |
| QRM111 HC KR | Hurricane Compliant, Keyed Removeable Mullion | 2,072.00 | 2,209.00 |
| QRM113 KR | Fire Rated, Keyed Removeable Mullion | 1,932.00 | 2,072.00 |
| QRM113 HC KR | Fire Rated, Hurricane Compliant, Keyed Removeable Mullion | 2,338.00 | 2,258.00 |

*NOTE: For heights greater than 8', add \$35.00 for each additional 12".

QRM100 Series | Removeable mullions (Consult factory for lead times)

Mullions include: Mullion Tube, Cap, Base, Fasteners

| Order # | Description | List Price | |
|-----------|---|------------|----------|
| | | 600 | 689, 695 |
| QRM111 * | Removeable Mullion | 941.00 | 1,072.00 |
| QRM111 HC | Hurricane Compliant, Removeable Mullion | 1,337.00 | 1,473.00 |
| QRM113 | Fire Rated, Removeable Mullion | 1,208.00 | 1,337.00 |
| QRM113 HC | Fire Rated, Hurricane Compliant, Removeable Mullion | 1,610.00 | 1,739.00 |

*NOTE: For heights greater than 8', add \$35.00 for each additional 12".

Exit devices & trims | Grade 1 | Heavy duty

QET100 Series

| | |
|--------|---------------------------------|
| QET1xx | Grade 1 Architectural Exit Trim |
|--------|---------------------------------|

| | |
|----|---------------|
| KW | Kwikset "KW" |
| WE | Weiser "E" |
| SC | Schlage "C" |
| GA | Yale "GA" |
| LA | Sargent "LA" |
| LC | Less Cylinder |

| | |
|---|--------|
| L | Pull |
| E | Sierra |
| M | Summit |
| A | Slate |

| Series | Function | Design | Finish | Keyway | Keying | Notes |
|--------|----------|--------|--------|--------|--------|-------|
| QET1 | 60 | M | 626 | KW | KD | XXXX |

| | |
|----|----------------------------------|
| 20 | DL - Dummy Trim Lever (ANSI 02) |
| 25 | DP - Dummy Trim Pull (ANSI 02) |
| 30 | PL - Passage Lever (ANSI 14) |
| 60 | KL - Keyed Lever (ANSI 08) |
| 65 | TP - Thumbpiece (ANSI 05) |
| 67 | DT - Dummy Thumbpiece (ANSI 02) |
| 70 | NL - Night Latch Lever (ANSI 03) |
| 75 | NL - Pull (ANSI 03) |
| 80 | NL - Night Latch Lever (ANSI 09) |
| 90 | Flat Plate (ANSI 01) |

| | |
|----|-----------------------------|
| KD | Keyed Different |
| KA | Keyed Alike |
| SK | Special Keying |
| | - Construction Keyed |
| | - Construction Master Keyed |
| | - Maison Keyed |
| | - Master Keyed |
| ZB | - Grand Master Keyed |
| | - Great Grand Master Keyed |
| | Zero Bitted |

| | |
|------------------|--------------------------|
| 605 | Bright Brass |
| 613 [†] | Oil Rubbed Bronze |
| 626 | Satin Chrome |
| 690 [†] | Painted Duranodic Bronze |

[†] 613 Finish available for lever escutcheon trims;
690 finish available for escutcheon pull trims

Example

If you ordered: QET160 M 626 BF KD

You would get: Grade 1 Escutcheon Trim Lever, Summit design, Satin Chrome Finish SFIC "F" Keyway, Keyed Different. This Trim Matches to the QED100 Series Exit Devices

Exit devices & trims | Grade 1 | Heavy duty

QET100 Series

Escutcheon trims Sierra (E)

Available in: 605, 613**, 626



Escutcheon trims Summit (M)

Available in: 605, 613**, 626



Escutcheon trims Slate (A)

Available in: 605, 613**, 626



| Model/Series | Functions | Style | Cylinder type | Case qty | List price |
|--------------|--|-------|---------------|----------|---------------|
| | | | | | 605, 613, 626 |
| QET120 | Dummy Escutcheon Lever - ANSI 02 | E/M/A | - | 6 | 625.00 |
| QET130 | Passage Escutcheon Lever - ANSI 14 | E/M/A | - | 6 | 625.00 |
| QET160 | Keyed Escutcheon Lever (Classroom) - ANSI 08 | E/M/A | Mortise | 6 | 705.00 |
| QET170* | Night Escutcheon Latch (Storeroom) - ANSI 03 | E/M/A | Rim | 6 | 705.00 |
| QET180 | Night Latch Escutcheon Latch (Storeroom) - ANSI 09 | E/M/A | Mortise | 6 | 705.00 |

Escutcheon trims pull & flat plates

Available in: 605, 626, 690



| Model/Series | Functions | Style | Cylinder type | Case qty | List price |
|--------------|--|-------|---------------|----------|---------------|
| | | | | | 605, 613, 626 |
| QET125 | Dummy Escutcheon Pull - ANSI 02 | L | - | 6 | 206.00 |
| QET165* | Thumbpiece Escutcheon Pull - ANSI 05 | L | Mortise | 6 | 465.00 |
| QET167 | Dummy Thumbpiece Escutcheon Pull - ANSI 02 | L | - | 6 | 206.00 |
| QET175* | Night Latch Escutcheon Pull - ANSI 03 | L | Rim | 6 | 283.00 |
| QET190 | Flat Escutcheon Plate - ANSI 01 | L | - | 6 | 124.00 |

| Less cylinder | | List price |
|---------------|---------------|--------------|
| LC | Less Cylinder | Deduct 47.00 |

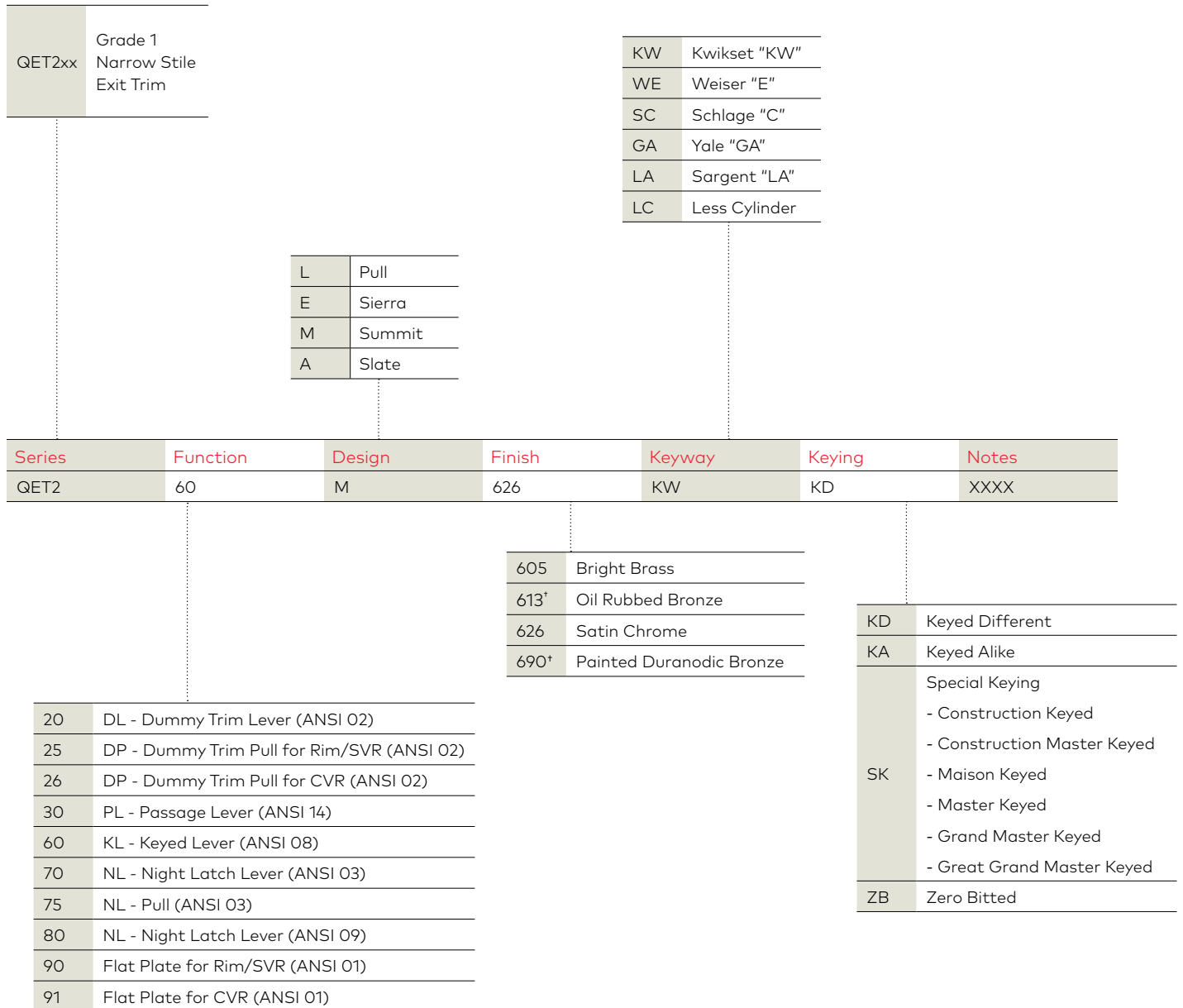
NOTES:

* Not recommended for use on exit devices with vertical rods. Consult factory for lead times on 605 finish.

** 613 Finish trims match 313 finish exit devices.

Exit devices & trims | Grade 1 | Heavy duty narrow stile

QET200 Series



[†] 613 Finish available for lever escutcheon trims;
690 finish available for escutcheon pull trims

Example

If you ordered: QET260 M 626 BF KD

You would get: Grade 1 Escutcheon Trim Lever, Summit design, Satin Chrome Finish SFIC "F" Keyway, Keyed Different. This Trim Matches to the QED200 Series Exit Devices

Exit devices & trims | Grade 1 | Heavy duty narrow stile

QET200 Series

Escutcheon trims Sierra (E)

Available in: 605, 613**, 626



Escutcheon trims Summit (M)

Available in: 605, 613**, 626



Escutcheon trims Slate (A)


Available in: 605, 613**, 626



| Model/Series | Functions | Style | Cylinder Type | Case Qty | List Price |
|--------------|--|-------|---------------|----------|---------------|
| | | | | | 605, 613, 626 |
| QET220 | Dummy Escutcheon Lever - ANSI 02 | E/M/A | - | 6 | 628.00 |
| QET230 | Passage Escutcheon Lever - ANSI 14 | E/M/A | - | 6 | 628.00 |
| QET260 | Keyed Escutcheon Lever (Classroom) - ANSI 08 | E/M/A | Mortise | 6 | 712.00 |
| QET270* | Night Escutcheon Latch (Storeroom) - ANSI 03 | E/M/A | Rim | 6 | 712.00 |
| QET280 | Night Latch Escutcheon Latch (Storeroom) - ANSI 09 | E/M/A | Mortise | 6 | 712.00 |

Escutcheon trims pull & flat plates

Available in: 605, 626, 690



| Model/Series | Functions | Style | Cylinder Type | Case Qty | List Price |
|--------------|---|-------|---------------|----------|---------------|
| | | | | | 605, 613, 626 |
| QET225 | Dummy Escutcheon Pull for Rim/SVR - ANSI 02 | L | - | 6 | 207.00 |
| QET226 | Dummy Escutcheon Pull for CVR - ANSI 02 | L | - | 6 | 207.00 |
| QET275* | Night Latch Escutcheon Pull - ANSI 03 | L | Rim | 6 | 286.00 |
| QET290 | Flat Escutcheon Plate for Rim/SVR - ANSI 01 | L | - | 6 | 124.00 |
| QET291 | Flat Escutcheon Plate for CVR - ANSI 01 | L | - | 6 | 124.00 |

| Less cylinder | | List price |
|---------------|---------------|--------------|
| LC | Less Cylinder | Deduct 47.00 |


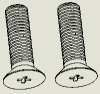


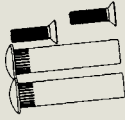





NOTES:

* Not recommended for use on exit devices with vertical rods. Consult factory for lead times on 605 finish.

** 613 Finish trims match 313 finish exit devices.

Exit devices & trims | Grade 1 | Heavy duty

QET100/200 Series | Other parts & screw packs

| | Description | Service part # | Qty | List price |
|---|---|----------------|-----|------------|
|  | QET100/200 Series Screw Pack and Square Pin for Escutcheon Trims | 8Q00132 | 1 | 7.40 |
|  | QET100/200 Series Screw Pack for Pull Plates | 8Q00134 | 1 | 2.40 |
|  | QET100/200 Series Cylinder Mounting Kit (Specify finish) | 8Q00135 | 1 | 39.00 |
|  | QET100/200 Series Cylinder Lock and Screw Pack for Thumb Piece Pulls - (Specify finish) | 8Q00136 | 1 | 9.30 |
|  | QET100/200 Series Sex Nuts for Flat Plate - (Qty 2) (Specify finish) | 8Q00139 | 1 | 9.30 |
|  | Rim Cylinder Tailpiece | 8Q00140 | 1 | 4.30 |
|  | Rim Cylinder Tailpiece- Thick Door (Measures 2-3/8") | 8Q00480 | 1 | 4.30 |
|  | Standard Cam for Mortise Cylinder | 8Q00119 | 1 | 7.40 |
|  | Cam Mounting Screws for Mortise Cylinders (Qty 2) | 8Q00118 | 1 | 2.60 |
|  | Rim Cylinder Retaining Cup | 8Q00529 | 1 | 9.30 |

Exit devices & trims | Grade 1 | Standard duty

QED300 Series

| | |
|----|--------------------------|
| 11 | Rim Hex Dog |
| 12 | Rim Cylinder Dog |
| 13 | Rim Fire Rated |
| 14 | SVR - Hex Dog |
| 15 | SVR - Cylinder Dog |
| 16 | SVR - Fire Rated |
| 17 | SVR - LBR - Hex Dog |
| 18 | SVR - LBR - Cylinder Dog |
| 19 | SVR - LBR - Fire Rated |

| | |
|----|---------------|
| BF | BEST "F" SFIC |
| KW | Kwikset "KW" |
| WE | Weiser "E" |
| SC | Schlage "C" |
| GA | Yale "GA" |
| LA | Sargent "LA" |
| LC | Less Cylinder |

| | |
|-----|----------|
| 7FT | 7 ft Rod |
| 8FT | 8 ft Rod |

| Series | Function | Size | Door Height* | Finish | Keyway** | Keying** | Notes |
|--------|----------|------|--------------|--------|----------|----------|-------|
| QED3 | 15 | 36" | 7FT | 689 | BF | KD | XXXX |

| | |
|------------|----|
| 36" Device | 36 |
| 48" Device | 48 |

| | |
|----|-----------------------------|
| KD | Keyed Different |
| KA | Keyed Alike |
| SK | Special Keying |
| | - Construction Keyed |
| | - Construction Master Keyed |
| | - Maison Keyed |
| | - Master Keyed |
| ZB | - Grand Master Keyed |
| | - Great Grand Master Keyed |
| | Zero Bitted |

| | |
|-----|-------------------------|
| 689 | Painted Aluminum |
| 690 | Painted Durandic Bronze |

* Applies to Vertical Rods only.
 ** Applies to Cylinder Dogged only.

Example

If you ordered: QED315 36" 7FT 689 BF KD

You would get: Grade 1 Standard Duty Surface Vertical Rod Exit Device 36", with Cylinder Dogging for a 7 Foot Door, in Painted Aluminum finish. SFIC "F" Keyway, Keyed Different.

Exit devices & trims | Grade 1 | Standard duty

QED300 Series

Standard duty exit device

Available in: 689 & 690



| Model/Series | Functions | Style | Case qty | List price |
|--------------|---|-------|----------|------------|
| | | | | 689, 690 |
| QED311 | Rim - Hex Dog | | 4 | 429.00 |
| QED312 | Rim - Cylinder Dog | | 4 | 512.00 |
| QED313 | Rim - Fire Rated | | 4 | 579.00 |
| QED314 | Surface Vertical Rod - Hex Dog | 7FT | 4 | 704.00 |
| QED315 | Surface Vertical Rod - Cylinder Dog | 7FT | 4 | 788.00 |
| QED316 | Surface Vertical Rod - Fire Rated | 7FT | 4 | 893.00 |
| QED317 | Surface Vertical Rod Less Bottom Rod - Hex Dog | 7FT | 4 | 681.00 |
| QED318 | Surface Vertical Rod Less Bottom Rod - Cylinder Dog | 7FT | 4 | 765.00 |
| QED319* | Surface Vertical Rod Less Bottom Rod - Fired Rated | 7FT | 4 | 893.00 |

| Less cylinder | | | List price |
|---------------|---------------|--|--------------|
| LC | Less Cylinder | | Deduct 47.00 |




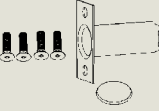



| Trim options | | | List price |
|--------------|---|--|------------|
| 8FT | Vertical rod kit for 8FT door application | | Add 26.00 |
| 48" | 48" Device | | Add 37.00 |

NOTES:

*QED319 Includes Bottom Fire Latch.

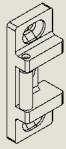

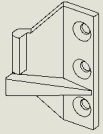
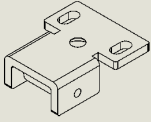
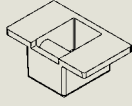


Exit devices & trims | Grade 1 | Standard duty

QED300 Series | Latch & rod parts (Specify finish)

| | Description | Service part # | List price |
|--|--|----------------|------------|
|  | Top Rod Latch for SVR & LBR - QED314-QED319 (requires screw pack 8Q00130 - see QED300 Other Parts & Screw Packs) | 8Q00111 | 148.00 |
|  | Bottom Rod Latch for SVR - QED314 & QED315 (requires screw pack 8Q00130 - see QED300 Other Parts & Screw Packs) | 8Q00112 | 148.00 |
|  | Bottom Rod Latch for SVR Fire Rated - QED316 (requires screw pack 8Q00130 - see QED300 Other Parts & Screw Packs) | 8Q00113 | 148.00 |
|  | Fire Latch for QED319 SVR-LBR-Fire Rated *Can only be used with Fire Rated LBR devices. | 8Q00279 | 120.00 |
|  | Top Rod for SVR & LBR - QED314 - QED319 (7 Foot) | 8Q00114 | 57.00 |
|  | Top Rod for SVR & LBR - QED314 - QED319 (8 Foot) | 8Q00115 | 64.00 |
|  | Bottom Rod for SVR - QED314, QED315, QED316 | 8Q00116 | 57.00 |


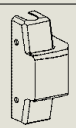








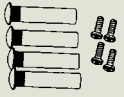

Exit devices & trims | Grade 1 | Standard duty

QED300 Series | Strike parts

| | Description | Service part # | List price |
|---|--|----------------|------------|
|  | Strike for Rim Panic - QED311 & QED312 (includes mounting hardware) | 8Q00120 | 42.00 |
|  | Strike for Rim Fire Rated - QED313 (includes mounting hardware) | 8Q00121 | 42.00 |
|  | Double Door Strike for Rim Panic - QED311 & QED312 (includes mounting hardware) | 8Q00208 | 93.00 |
|  | Strike for Top Latch for SVR & LBR - QED314 - QED319 (includes mounting hardware) | 8Q00128 | 42.00 |
|  | Strike for Bottom Latch for SVR - QED314, QED315 & QED316 (includes mounting hardware) | 8Q00127 | 42.00 |
|  | Strike Shim Kit for Rim Devices - 1 piece (2 3/8" Backset for QED300 series) | 8Q00285 | 12.00 |
|  | Strike Shim Kit for Rim Devices - 4 piece (2 3/4" Backset for QED300 series) | 8Q00286 | 36.00 |

Exit devices & trims | Grade 1 | Standard duty

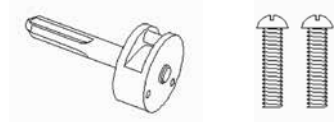
QED300 Series | Other parts & screw packs

| | Description | Service part # | Qty | List price |
|---|---|----------------|-----|------------|
|  | QED300 Series Rim, Head Cap (Specify finish) | 8Q00109 | 1 | 74.00 |
|  | QED300 Series SVR, Head Cap (Specify finish) | 8Q00110 | 1 | 74.00 |
|  | Standard Cam for Mortise Cylinder | 8Q00119 | 1 | 7.40 |
|  | Cam Mounting Screws for Mortise Cylinders (Qty 2) | 8Q00118 | 1 | 2.60 |
|  | QED300 Series Cylinder Mounting Kit for Cylinder Dog Device - QED312, QED315 & QED318 (Specify finish) | 8Q00122 | 1 | 39.00 |
|  | QED300 Series LBR, Head Cap Plug (black) | 8Q00117 | 1 | 2.60 |
|  | QED300 Series Hex Wrench for Hex Dog Devices - QED311, QED314 & QED317 | 8Q00124 | 1 | 2.60 |
|  | QED300 Series Device Mounting Screw Pack | 8Q00125 | 1 | 8.20 |
|  | QED300 Series SVR & LBR, Rod Holder Brackets and Screw Pac- QED314 - QED319 (Specify finish) | 8Q00126 | 1 | 8.20 |
|  | QED300 Series SVR & LBR, Top & Bottom Latch Screw Pac (Specify finish) | 8Q00130 | 1 | 8.20 |
|  | QED300 Series Sex Bolts (Qty 4) (Specify finish) | 8Q00131 | 1 | 10.00 |
|  | QED300 Series End Cap (Specify finish) | 8Q00123 | 1 | 39.00 |

Exit devices & trims | Grade 1 | Standard duty

QED300 Series | Thick door kits (TDK's)

Thick door kits (TDK's) are used to extend the length of the exit trim spindle for non-standard (1-3/4") thick doors. These kits include appropriate length exit trim spindles and fasteners.

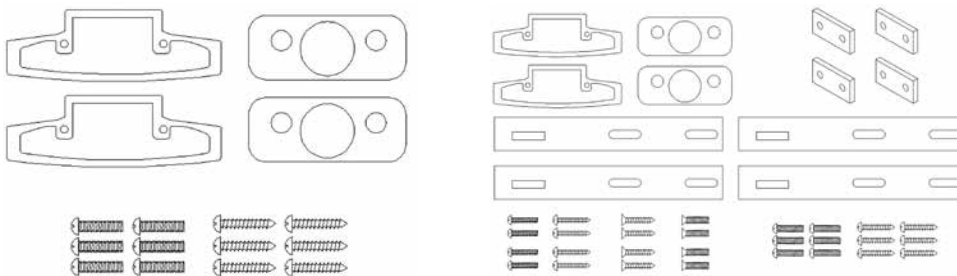


| Trim | Door Thickness | | | | List price |
|--------|----------------|---------|---------|---------|------------|
| | 2" | 2 1/4" | 2 1/2" | 2 3/4" | |
| QET330 | | | | | 34.00 |
| QET360 | 8Q00419 | 8Q00420 | 8Q00421 | 8Q00422 | |
| QET370 | | | | | |
| QET365 | 8Q00423 | 8Q00424 | 8Q00425 | 8Q00426 | |

QED300 Series | Glass bead kits (GBK's) (Specify finish)

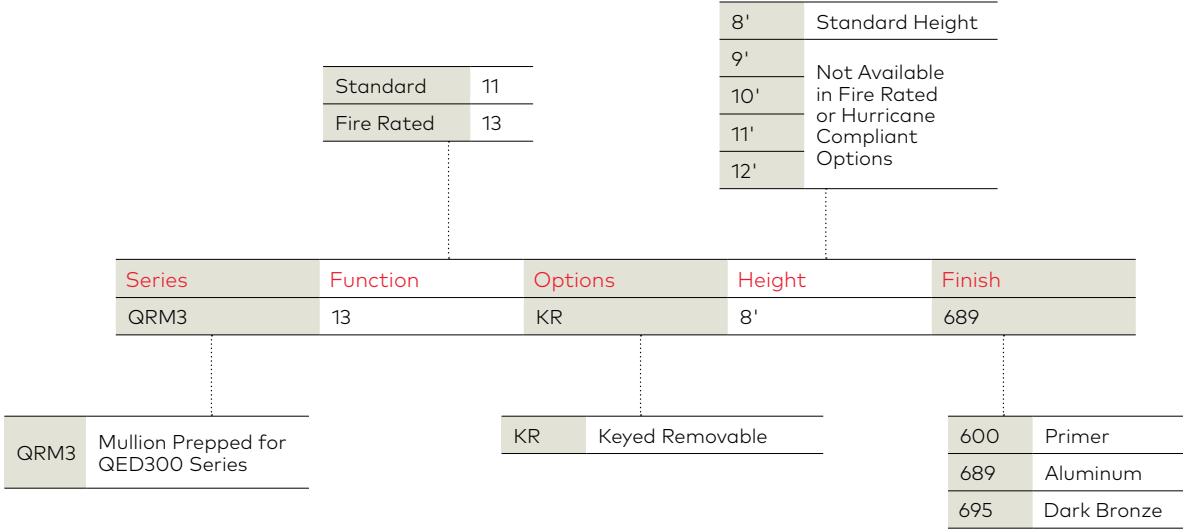
- Glass bead kits (GBK's) are used to shim exit devices off the face of a door with raised glass beads. Each kit contains (2) 1/8" shims (total clearance of 1/4") and fasteners.
- Requires the use of a thick door kit (TDK) if using an exit device trim.
- Available finishes: 689, 690

| Part # | Device type | Model | Finishes | List price |
|---------|-------------|------------------------|-----------|------------|
| 8Q00411 | RIM | QED311, QED312, QED313 | 689 & 690 | 70.00 |
| 8Q00412 | SVR | QED314, QED315, QED316 | | 93.00 |



Exit devices & trims | Grade 1 | Mullions

QRM300 Series



Example

If you ordered: QRM313 KR 8' 689

You would get: Keyed Removable, Fire Rated mullion, 8' height, with Aluminum finish. Prepped for QED300 Series strike.

Exit devices & trims | Grade 1 | Mullions

QRM300 Series

Applications

- Use with Rim Exit Devices on pairs of doors

Product specifications

- 2"x 3" (51 mm x 76 mm) steel mullion tube. 1/8" wall thickness.
- Size: Standard for openings 8'0" high, field sizeable for openings less than 8'0". 9', 10', 11' & 12' also available and are field sizeable.
- Mullion is pre-prepped for QED300 Series Exit Devices.
- Fire Rating 8'0" high max.
- Available Finishes: Primer (600), Aluminum (689) and Dark Bronze (695)

Removable keyed mullion



QRM300 Series | Keyed removeable mullions (Consult factory for lead times)

Mullions include: mullion tube, cap, base, fasteners. Cylinder not included. Keyed removeable mullions utilize standard rim cylinders. Reference cylinders, keys & keying section for more details.

| Order # | Description | List Price | |
|------------|--------------------------------------|------------|----------|
| | | 600 | 689, 695 |
| QRM311 KR* | Keyed Removeable Mullion | 1,593.00 | 1,788.00 |
| QRM313 KR | Fire Rated, Keyed Removeable Mullion | 1,918.00 | 2,052.00 |

*NOTE: For heights greater than 8', add \$35.00 for each additional 12".

QRM300 Series | Removeable mullions (Consult factory for lead times)

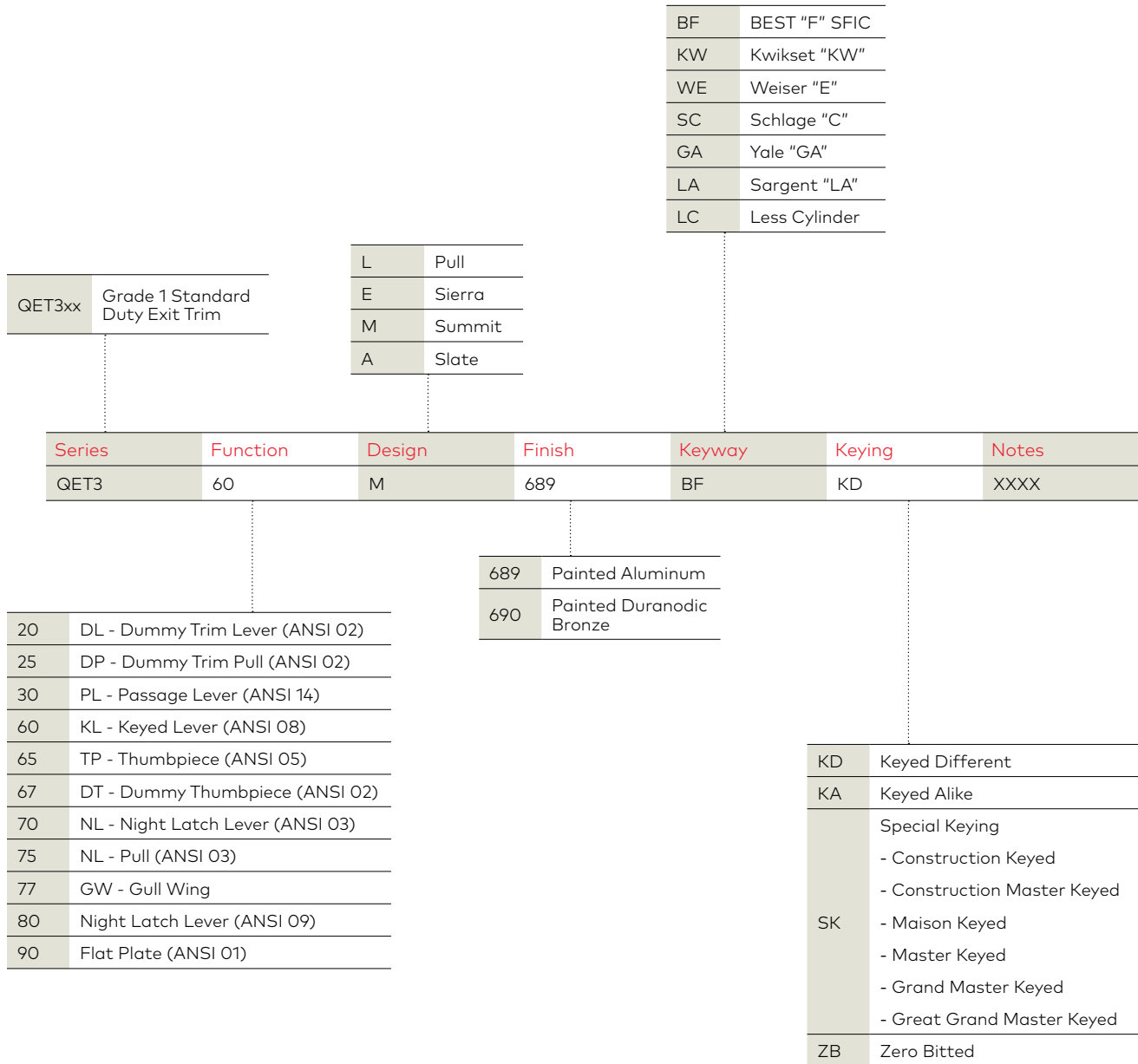
Mullions include: Mullion Tube, Cap, Base, Fasteners

| Order # | Description | List Price | |
|----------|--------------------------------|------------|----------|
| | | 600 | 689, 695 |
| QRM311 * | Removeable Mullion | 928.00 | 1,058.00 |
| QRM313 | Fire Rated, Removeable Mullion | 1,198.00 | 1,326.00 |

*NOTE: For heights greater than 8', add \$35.00 for each additional 12".

Exit devices & trims | Grade 1 | Standard duty

QET300 Series



Example

If you ordered: QET360 M 689 BF KD

You would get: Grade 1 Escutcheon Trim Lever, Summit design, Aluminum Finish SFIC "F" Keyway, Keyed Different. This Trim Matches to the QED300 Series Exit Devices

Exit devices & trims | Grade 1 | Standard duty

QET300 Series

Escutcheon trims Sierra (E)

Available in: 689, 690



Escutcheon trims Summit (M)

Available in: 689, 690



Escutcheon trims Slate (A)

Available in: 605, 613**, 626



| Model/Series | Functions | Style | Cylinder type | Case qty | List price |
|--------------|--|-------|---------------|----------|------------|
| | | | | | 689, 690 |
| QET320 | Dummy Escutcheon Lever - ANSI 02 | E/M/A | - | 12 | 281.00 |
| QET330 | Passage Escutcheon Lever - ANSI 14 | E/M/A | - | 12 | 281.00 |
| QET360 | Keyed Escutcheon Lever (Classroom) - ANSI 08 | E/M/A | Mortise | 12 | 363.00 |
| QET370* | Night Latch Escutcheon Latch (Storeroom) - ANSI 03 | E/M/A | Mortise | 12 | 363.00 |
| QET380 | Night Latch Escutcheon Latch (Storeroom) - ANSI 09 | E/M/A | Mortise | 12 | 363.00 |

Escutcheon trims pull & flat plates

Available in: 689, 690



Dummy Pull
QET325



Thumb Piece
QET365



Dummy
Thumb Piece
QET367



Night Latch
Pull QET375



Gull Wing
Pull QET377



Flat Plate
QET390

| Model/Series | Functions | Style | Cylinder type | Case qty | List price |
|--------------|---|-------|---------------|----------|------------|
| | | | | | 689, 690 |
| QET325 | Dummy Escutcheon Pull - ANSI 02 | L | --- | 12 | 137.00 |
| QET365* | Thumb Piece Escutcheon Pull - ANSI 05 | L | Mortise | 12 | 392.00 |
| QET367 | Dummy Thumb Piece Escutcheon Pull - ANSI 02 | L | --- | 12 | 137.00 |
| QET375* | Night Latch Escutcheon Pull - ANSI 03 | L | Rim | 12 | 213.00 |
| QET377 | Gull Wing Escutcheon Pull | L | Rim | 12 | 139.00 |
| QET390 | Flat Escutcheon Plate - ANSI 01 | | --- | 12 | 75.00 |

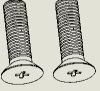

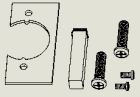


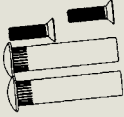





| Less cylinder | | List price |
|---------------|---------------|--------------|
| LC | Less Cylinder | Deduct 47.00 |

NOTES:

* Not recommended for use on exit devices with vertical rods.

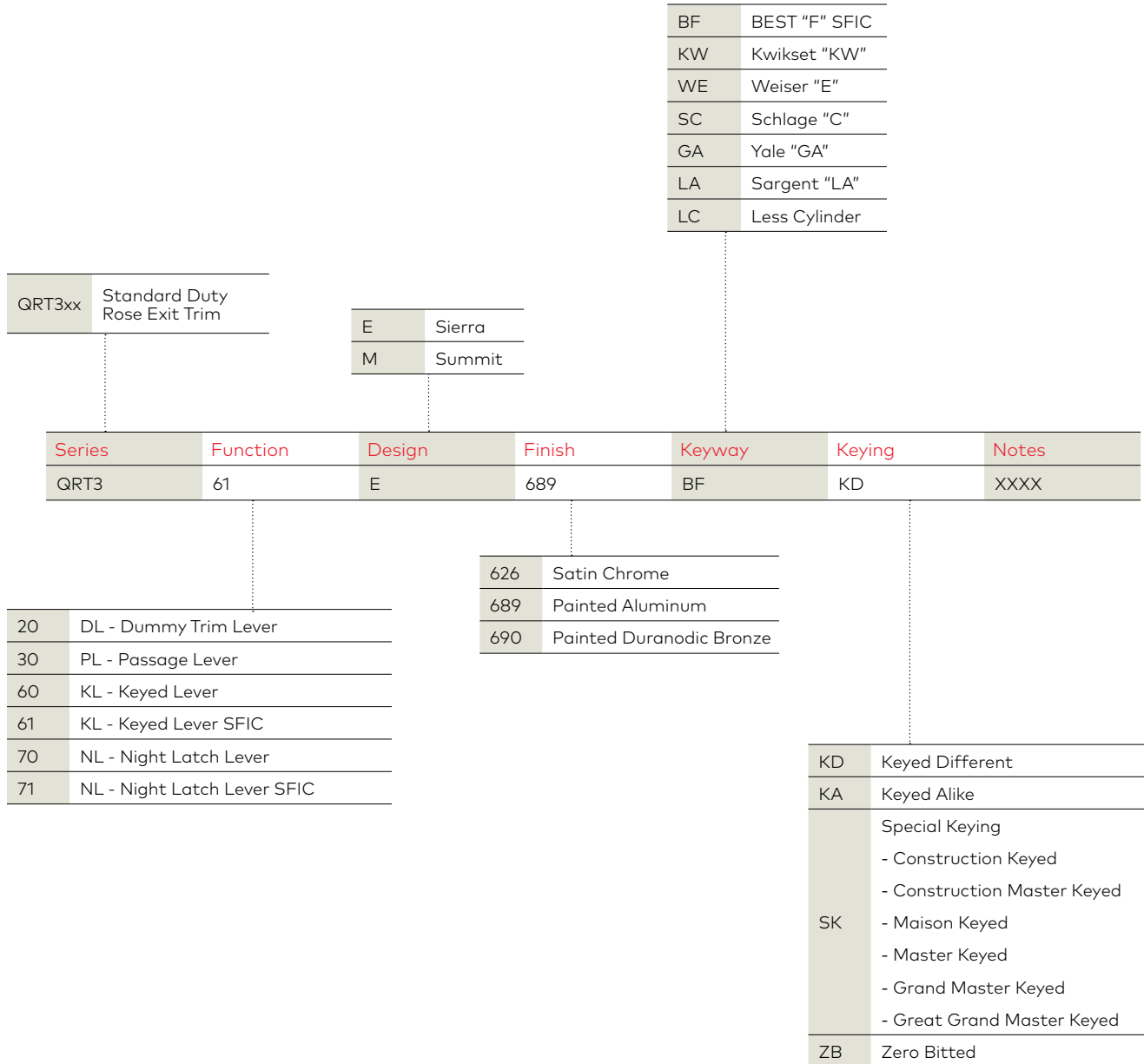
Exit devices & trims | Grade 1 | Standard duty

QET300 Series | Other parts & screw packs

| | Description | Service Part # | Qty | List Price |
|---|---|----------------|-----|------------|
|  | QET300 Series Screw Pack for Pull Plates - QET325 & QET375 | 8Q00134 | 1 | 2.40 |
|  | QET300 Series Cylinder Lock and Screw Pack for Thumb Piece Pulls - QET365 | 8Q00136 | 1 | 9.30 |
|  | QET300 Series Screw Pack, Cylinder Mounting Hardware & Square Pin for Escutcheon Trims - QET360, QET370, QET380 | 8Q00137 | 1 | 19.00 |
|  | QET300 Series Screw Pack & Square Pin for Escutcheon Trims - QET320 & QET330 | 8Q00206 | 1 | 7.40 |
|  | QET300 Series Cylinder Collar (Specify finish) | 8Q00138 | 1 | 42.00 |
|  | QET300 Series Sex Nuts for Flat Plate - QET390 (Qty 2) (Specify finish) | 8Q00139 | 1 | 9.30 |
|  | Rim Cylinder Tailpiece | 8Q00140 | 1 | 4.30 |
|  | Rim Cylinder Tailpiece- Thick Door (Measures 2-3/8") | 8Q00480 | 1 | 4.30 |
|  | Standard Cam for Mortise Cylinder | 8Q00119 | 1 | 7.40 |
|  | Cam Mounting Screws for Mortise Cylinders (Qty 2) | 8Q00118 | 1 | 2.60 |
|  | Rim Cylinder Retaining Cup | 8Q00529 | 1 | 9.30 |

Exit devices & trims | Grade 1 | Standard duty | Round rose

QRT300 Series



Example

If you ordered: QRT361 E 689 BF KD

You would get: Standard Duty Keyed Lever Round Rose Trim, Sierra Lever, Painted Aluminum Finish, SFIC "F" Keyway, Keyed Different. This Trim Matches to the QED300 Series Exit Devices

Exit devices & trims | Grade 1 | Standard duty | Round rose

QRT300 Series

Round rose trims Sierra (E)

Available in: 689, 690



Round rose trims Summit (M)


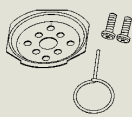
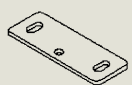

Available in: 689, 690



| Model/Series | Functions | Style | Case qty | List price | |
|--------------|------------------------------------|-------|----------|------------|----------|
| | | | | 626 | 689, 690 |
| QRT320 | Dummy Lever | E/M | 12 | 235.00 | 185.00 |
| QRT330 | Passage Lever | E/M | 12 | 235.00 | 185.00 |
| QRT360 | Keyed Lever (Classroom) | E/M | 12 | 292.00 | 246.00 |
| QRT361 | Keyed Lever SFIC (Classroom) | E/M | 12 | 328.00 | 281.00 |
| QRT370 | Night Latch Lever (Storeroom) | E/M | 12 | 292.00 | 246.00 |
| QRT371 | Night Latch Lever SFIC (Storeroom) | E/M | 12 | 328.00 | 281.00 |

Exit devices & trims | Grade 1 | Standard duty | Round rose

QRT300 Series | Other parts & screw packs

| | Description | Service Part # | Qty | List Price |
|---|---|----------------|-----|------------|
|  | Tailpiece QRT300 Series | 8Q00073 | 1 | 4.30 |
|  | Screw pack for QRT300 series trims (Specify finish) | 8Q00219 | 1 | 3.90 |
|  | Strike shim kit for rim devices- 1 piece (2 3/8" Backset for QED300 series) | 8Q00285 | 1 | 12.00 |
|  | Strike shim kit for rim devices - 4 piece (2 3/4" Backset for QED300 series) | 8Q00286 | 1 | 36.00 |

| Less Cylinder | | List Price |
|---------------|--------------------|--------------|
| LC | Less Cylinder | Deduct 21.00 |
| | Less SFIC Cylinder | Deduct 69.00 |

Door closers | Grade 1 | Extra heavy duty

QDC100 Series

| | |
|----|--|
| 00 | Closer Body (No Arms Included) |
| 11 | Tri-Pack Arm |
| 12 | Tri-Pack Arm with Hold-Open |
| 13 | Extra Duty Arm with Compression Stop |
| 14 | Extra Duty Arm with Hold-Open and Compression Stop |
| 15 | Extra Duty Arm |
| 16 | Extra Duty Arm with Hold-Open |
| 17 | Extra Duty Arm with Stop |
| 18 | Extra Duty Arm with Hold-Open and Stop |
| 19 | Extra Duty Arm with Spring Stop |
| 20 | Extra Duty Arm with Hold-Open and Spring Stop |

| | |
|----|--------------|
| BF | Barrier Free |
|----|--------------|

| Series | Function | Trim | Finish | Options | Handing |
|--------|----------|------|--------|---------|---------|
| QDC1 | 11 | R | 689 | | LH |

| | |
|--------|--------------------------------------|
| QDC1xx | Extra Heavy Duty Grade 1 Door Closer |
|--------|--------------------------------------|

| | |
|-----|--------------------------|
| 689 | Painted Aluminum |
| 690 | Painted Duranodic Bronze |
| 696 | Painted Satin Brass |

| | |
|---|-----------------------------------|
| R | Full-Sized Rounded Plastic Cover* |
| M | Full-Size Metal Cover |

| | |
|---------|---------------------------------------|
| Handing | QDC 116 HEDA Arm and Metal Cover Only |
| LH | Left Hand |
| RH | Right Hand |

* R - Ships standard

NOTES:

Sex nuts and self tapping screws come standard with QDC100 series door closers.

Example

If you ordered: QDC111 R 689

You would get: Grade 1 Extra Duty Closer - Full Adjustable (Sized 1-6), Tri-pack Arm with Both Delayed Action & Back Check Standard, Round Plastic Cover, Sex Nuts, Self Tapping Screws, Painted Aluminum finish

Door closers | Grade 1 | Extra heavy duty






QDC100 Series

Tri-pack arm

Available in: 689, 690 & 696



| Model/Series | Functions | Case qty | List price |
|--------------|--|----------|----------------|
| | | | 689, 690 & 696 |
| QDC100 | Closer Body (Includes Rounded Cover, Screws & Sex Bolt) | 3 | 438.00 |
| QDC100BF | Closer Body w/Barrier Free Option (Includes Rounded Cover, Screws & Sex Bolts) | 3 | 438.00 |
| QDC111 | Tri-Pack Arm | 3 | 533.00 |
| QDC112 | Tri-Pack Arm with Hold-Open | 1 | 602.00 |
| QDC113 | Extra Duty Arm with Compression Stop | 1 | 625.00 |
| QDC114 | Extra Duty Arm with Hold-Open and Compression Stop | 1 | 658.00 |
| QDC115 | Extra Duty Arm | 1 | 577.00 |
| QDC116 | Extra Duty Arm with Hold-Open | 1 | 612.00 |
| QDC117 | Extra Duty Arm with Stop | 1 | 595.00 |
| QDC118 | Extra Duty Arm with Hold-Open and Stop | 1 | 627.00 |
| QDC119 | Extra Duty Arm with Spring Stop | 1 | 733.00 |
| QDC120 | Extra Duty Arm with Hold Open and Spring Stop | 1 | 765.00 |



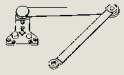

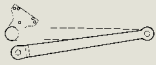


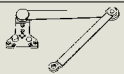












| | Order with closer | Description | With closer | Service part # | List price |
|---|-------------------|--------------------------------------|-------------|----------------|------------|
|  | SN | Sex Nuts (Qty 4) (Specify finish) | NC | 8Q00097 | 10.00 |
|  | S/TAP | Self Tapping Screws (Specify Finish) | NC | 8Q00436 | 26.00 |
|  | M | QDC100 Series Metal Cover - RH | Add 92.00 | 8Q01140 | 92.00 |
|  | M | QDC100 Series Metal Cover - LH | Add 92.00 | 8Q01141 | 92.00 |
|  | R | Rounded Plastic Cover 689 | NC | 8Q00540 | 50.00 |
| | | Rounded Plastic Cover 690 | | 8Q00541 | |
| | | Rounded Plastic Cover 696 | | 8Q00542 | |

NOTES:

Consult factory for lead times on Barrier Free (BF) closers and on 696 finish.

Door closers | Grade 1 | Extra heavy duty

QDC100 Series | Other parts & screw packs (Specify finish)

| | Description | Service part # | Qty | List price |
|---|---|----------------|-----|------------|
|  | Tri-Pack Arm (requires screw pack 8Q00457) | 8Q00462 | 1 | 102.00 |
|  | Tri-Pack Arm with Hold-Open (requires screw pack 8Q00458) | 8Q00463 | 1 | 192.00 |
|  | Extra Duty Arm with Compression Stop (requires screw pack 8Q00459) | 8Q00464 | 1 | 211.00 |
|  | Extra Duty Arm with Hold-Open and Compression Stop (requires screw pack 8Q00459) | 8Q00465 | 1 | 234.00 |
|  | Extra Duty Arm (requires screw pack 8Q00460) | 8Q00466 | 1 | 196.00 |
|  | Extra Duty Arm with Hold-Open - Right Hand (requires screw pack 8Q00460) | 8Q00467 | 1 | 218.00 |
|  | Extra Duty Arm with Hold-Open - Left Hand (requires screw pack 8Q00460) | 8Q00468 | 1 | 218.00 |
|  | Extra Duty Arm with Stop (requires screw pack 8Q00459) | 8Q01142 | 1 | 203.00 |
|  | Extra Duty Arm with Hold-Open and Stop (requires screw pack 8Q00459) | 8Q01143 | 1 | 225.00 |
|  | QDC100 Series Plastic Cover | 8Q00461 | 1 | 53.00 |
|  | Mounting Screw Pack for QDC100 Series | 8Q00456 | 1 | 43.00 |
|  | Screw Pack for QDC111 Tri-Pack Arm | 8Q00587 | 1 | 26.00 |
|  | Screw Pack for QDC112 Tri-Pack Arm with Hold-Open | 8Q00458 | 1 | 25.00 |
|  | Screw Pack for QDC113 Extra Duty Arm with Hold-Open & QDC114 Extra Duty Arm with Hold-Open and Compression Stop | 8Q00459 | 1 | 25.00 |
|  | Screw Pack for QDC115 Extra Duty Arm & QDC116 Extra Duty Arm with Hold-Open | 8Q00460 | 1 | 25.00 |
|  | QDC100 Drop Plate Kit - Pull Side, Regular Arm | 8Q00469 | 1 | 75.00 |
|  | QDC100 Drop Plate Kit - Push Side, Top Jamb | 8Q00470 | 1 | 75.00 |
|  | QDC100 Drop Plate Kit - Push Side, Parallel Arm | 8Q00471 | 1 | 75.00 |
|  | QDC100 Drop Plate Kit - Push Side, Top Jamb | 8Q00472 | 1 | 75.00 |
|  | Screw Pack for QDC100 Drop Plates | 8Q00473 | 1 | 5.00 |

Door closers | Grade 1 | Extra heavy duty

QDC100 Series | Other parts & screw packs (Specify finish)

| | Description | Service part # | Qty | List price |
|----------|--|----------------|-----|------------|
| NO IMAGE | Spring Stop Only for Retrofit on QDC113, 114, 117, 118 in Finish 689 | 8Q00584 | 1 | 169.00 |
| NO IMAGE | Spring Stop Only for Retrofit on QDC113, 114, 117, 118 in Finish 690 | 8Q00585 | 1 | 169.00 |
| NO IMAGE | Spring Stop Only for Retrofit on QDC113, 114, 117, 118 in Finish 696 | 8Q00586 | 1 | 116.00 |
| NO IMAGE | Extra Duty Arm with Spring Stop in Finish 689 | 8Q00534 | 1 | 343.00 |
| NO IMAGE | Extra Duty Arm with Spring Stop in Finish 690 | 8Q00535 | 1 | 343.00 |
| NO IMAGE | Extra Duty Arm with Spring Stop in Finish 696 | 8Q00536 | 1 | 343.00 |
| NO IMAGE | Extra Duty Arm with Hold-Open and Spring Stop in Finish 689 | 8Q00537 | 1 | 362.00 |
| NO IMAGE | Extra Duty Arm with Hold-Open and Spring Stop in Finish 690 | 8Q00538 | 1 | 362.00 |
| NO IMAGE | Extra Duty Arm with Hold-Open and Spring Stop in Finish 696 | 8Q00539 | 1 | 362.00 |

Door closers | Grade 1 | Heavy duty

QDC200 Series

| | |
|----|--|
| 00 | Closer Body (No Arms Included) |
| 11 | Tri-Pack Arm |
| 12 | Tri-Pack Arm with Hold-Open |
| 13 | Extra Duty Arm with Compression Stop |
| 14 | Extra Duty Arm with Hold-Open and Compression Stop |

| | |
|---|-----------------|
| F | Full Size Cover |
| S | Slim Line Cover |

| Series | Function | Trim | Finish |
|--------|----------|------|--------|
| QDC2 | 11 | F | 689 |

| | |
|--------|----------------------------------|
| QDC2xx | Grade 1 Heavy Duty Architectural |
|--------|----------------------------------|

| | |
|-----|--------------------------|
| 689 | Painted Aluminum |
| 690 | Painted Duranodic Bronze |
| 696 | Painted Satin Brass |

NOTES:

Sex nuts and self tapping screws come standard with QDC200 series door closers.

Example

If you ordered: QDC211 F 689

You would get: Grade 1 Heavy Duty Slim line Non-Hold Open Door Closer - Full Adjustable (Sized 1-6), Tri-packed Arms with Both Delayed Action & Back Check Standard, Full Sized cover, Painted Aluminum finish, Sex Nuts and Self Tapping Screws

Door closers | Grade 1 | Heavy duty

QDC200 Series

Tri-pack arm

Available in: 689, 690 & 696



Tri-pack arm with hold-open

Available in: 689, 690 & 696



Heavy duty arm with compression stop

Available in: 689, 690 & 696



Heavy duty arm with hold-open and compression stop

Available in: 689, 690 & 696



| Model/Series | Functions | Case qty | List price |
|--------------|---|----------|----------------|
| | | | 689, 690 & 696 |
| QDC200 | Closer Body (Includes Closer Body, Cover, Screws & Sex Bolts) | 6 | 304.00 |
| QDC211 | Tri-Pack Arm | 6 | 371.00 |
| QDC212 | Tri-Pack Arm with Hold-Open | 6 | 429.00 |
| QDC213 | Heavy Duty Arm with Compression Stop | 3 | 534.00 |
| QDC214 | Heavy Duty Arm with Hold-Open and Compression Stop | 3 | 564.00 |



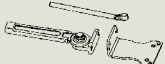
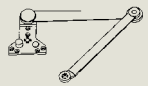












| | Order with closer | Description | Service part # | With closer | List price |
|--|-------------------|--|----------------|----------------|----------------|
| | | | | 689, 690 & 696 | 689, 690 & 696 |
| | F | Full Size Cover (Specify Finish) | 8Q00094 | NC | 38.00 |
| | S | Slim Cover (Specify Finish) | 8Q00096 | NC | 38.00 |
| | SN | Sex Nuts (Qty 4) (Specify Finish) | 8Q00097 | NC | 10.00 |
| | S/TAP | Self Tapping Screws (Qty 8) (Specify Finish) | 8Q00436 | NC | 26.00 |

NOTES:

Consult factory for lead times on 696 finish.

Door closers | Grade 1 | Extra duty

QDC200 Series | Other parts & screw packs (Specify finish)

| | Description | Service Part # | Qty | List Price |
|---|--|----------------|-----|------------|
|  | QDC200 Series Plastic Installation Template | 8Q00454 | 1 | 67.00 |
|  | Tri-Pack Arm (requires screw pack 8Q00100) | 8Q00087 | 1 | 70.00 |
|  | Tri-Pack Arm with Hold-Open (requires screw pack 8Q00099) | 8Q00088 | 1 | 135.00 |
|  | Heavy Duty Arm with Compression Stop (requires screw pack 8Q00098) | 8Q00089 | 1 | 153.00 |
|  | Heavy Duty Arm with Hold-Open and Compression Stop (requires screw pack 8Q00098) | 8Q00090 | 1 | 169.00 |
|  | Pinion Cap - QDC200 Series | 8Q00092 | 1 | 10.00 |
|  | Parallel Arm Bracket (requires screw pack 8Q00102) | 8Q00093 | 1 | 18.00 |
|  | Screw Pack for QDC213 Heavy Duty Arm with Compression Stop & QDC214 Heavy Duty Arm with Hold-Open and Compression Stop | 8Q00098 | 1 | 4.90 |
|  | Screw Pack for QDC212 Tri-Pack Arm with Hold Open | 8Q00099 | 1 | 4.90 |
|  | Mounting Screw Pack for QDC200 Series | 8Q00100 | 1 | 4.90 |
|  | Screw Pack for Parallel Arm Bracket | 8Q00102 | 1 | 4.90 |
|  | Self Tapping Screw Pack (Qty 8) | 8Q00436 | 1 | 26.00 |
|  | Small Drop Plate Kit for QDC200 Series, Pull & Push (2.44" x 12.97") Top Jamb & Regular Arm | 8Q00105 | 1 | 67.00 |
|  | Large Drop Plate Kit for QDC200 Series, Pull & Push (3.47" x 12.97") Top Jamb & Regular Arm | 8Q00106 | 1 | 67.00 |
|  | Small Drop Plate Kit for QDC200 Series, Push (2.94" x 12.97") Parallel Arm | 8Q00107 | 1 | 67.00 |
|  | Large Drop Plate Kit for QDC200 Series, Push Parallel Arm | 8Q00108 | 1 | 67.00 |

Door closers | Grade 1 | Standard duty

QDC300 Series

| | |
|----|--|
| 00 | Closer Body (No Arms Included) |
| 11 | Tri-Pack Arm |
| 12 | Tri-Pack Arm with Hold-Open |
| 13 | Extra Duty Arm with Compression Stop |
| 14 | Extra Duty Arm with Hold-Open and Compression Stop |

| | |
|----|-----------------|
| F | Full Size Cover |
| NC | No Cover |

| Series | Function | Trim | Finish | Options |
|--------|----------|------|--------|---------|
| QDC3 | 11 | F | 689 | |

| | |
|--------|-----------------------|
| QDC3xx | Grade 1 Standard Duty |
|--------|-----------------------|

| | |
|----|--------------|
| BF | Barrier Free |
|----|--------------|

| | |
|-----|--------------------------|
| 689 | Painted Aluminum |
| 690 | Painted Duranodic Bronze |
| 696 | Painted Satin Brass |

NOTES:

Sex nuts and self tapping screws come standard with QDC300 series door closers.

Example

If you ordered: QDC311 F 689

You would get: Grade 1 Standard Duty Non-Hold Open Door Closer - Full Adjustable (Sized 1-6), Tri-packed Arms with Both Delayed Action & Back Check Standard, Full Sized cover, Painted Aluminum finish, Sex Nuts and Self Tapping Screws

Door closers | Grade 1 | Standard duty

QDC300 Series

Tri-pack arm

Available in: 689, 690 & 696



Tri-pack arm with open arm

Available in: 689, 690 & 696



Heavy duty arm with compression stop

Available in: 689, 690 & 696






Heavy duty arm with hold-open and compression stop

Available in: 689, 690 & 696



| Model/Series | Functions | Case qty | List price |
|--------------|---|----------|----------------|
| | | | 689, 690 & 696 |
| QDC300 | Closer Body (Includes Closer Body, Cover, Screws & Sex Bolts) | 6 | 203.00 |
| QDC311 | Tri-Pack Arm | 6 | 306.00 |
| QDC312 | Tri-Pack Arm with Hold-Open | 6 | 360.00 |
| QDC313 | Heavy Duty Arm with Compression Stop | 3 | 465.00 |
| QDC314 | Heavy Duty Arm with Hold-Open and Compression Stop | 3 | 493.00 |



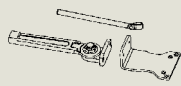
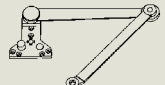


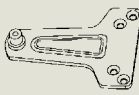







| | Order with closer | Description | Service part # | With closer | List price |
|---|-------------------|--|----------------|-------------|------------|
|  | F | Full Size Cover (Specify Finish) | 8Q00095 | Add 35.00 | 38.00 |
|  | SN | Sex Nuts (Qty 4) (Specify Finish) | 8Q00097 | NC | 10.00 |
|  | S/TAP | Self Tapping Screws (Qty 8) (Specify Finish) | 8Q00436 | NC | 26.00 |

NOTES:

Consult factory for lead times on Barrier Free (BF) closers and on 696 finish.

Door closers | Grade 1 | Standard duty

QDC300 Series

| | Description | Service Part # | Qty | List Price |
|---|---|----------------|-----|------------|
|  | QDC300 Series Plastic Installation Template | 8Q00455 | 1 | 64.00 |
|  | Tri-Pack Arm (requires screw pack 8Q00100) | 8Q00087 | 1 | 70.00 |
|  | Tri-Pack Arm with Hold-Open (requires screw pack 8Q00099) | 8Q00088 | 1 | 135.00 |
|  | Heavy Duty Arm with Compression Stop (requires screw pack 8Q00098) | 8Q00089 | 1 | 153.00 |
|  | Heavy Duty Arm with Hold-Open and Compression Stop (requires screw pack 8Q00098) | 8Q00090 | 1 | 169.00 |
|  | Pinion Cap - QDC300 Series | 8Q00092 | 1 | 10.00 |
|  | Parallel Arm Bracket (requires screw pack 8Q00102) | 8Q00093 | 1 | 18.00 |
|  | Screw Pack for QDC313 Dead Stop (Cush) Arm & QDC314 Dead Stop (Cush) Arm Hold-Open | 8Q00098 | 1 | 4.90 |
|  | Screw Pack for QDC312 Hold-Open Arm | 8Q00099 | 1 | 4.90 |
|  | Mounting Screw Pack for QDC300 Series | 8Q00100 | 1 | 4.90 |
|  | Screw Pack for Parallel Arm Bracket | 8Q00102 | 1 | 4.90 |
|  | Self tapping screw pack (Qty 8) | 8Q00436 | 1 | 26.00 |
|  | Small Drop Plate Kit for QDC300 Series, (2.38" x 9.76") | 8Q00103 | 1 | 64.00 |
|  | Large Drop Plate Kit for QDC300 Series, (3.27" x 9.76") | 8Q00104 | 1 | 64.00 |

Weights & measurements

| Product | Function | Unit weight | Case qty | Pallet qty | Case Box | | | Unit Box | | |
|---|----------------------|-------------|----------|------------|----------|-------|--------|----------|-------|--------|
| | | | | | Length | Width | Height | Length | Width | Height |
| QCL100 Series - Grade 1 Cylindrical locks | | | | | | | | | | |
| QCL120 | Dummy | 1.55 | 12 | 432 | 14 | 11.75 | 7.5 | 6.75 | 3.75 | 3.25 |
| QCL130 | Passage | 4.7 | 6 | 192 | 15.5 | 12.5 | 10.25 | 7.5 | 9.75 | 4 |
| QCL135 | Communicating | 4.8 | 6 | 192 | 15.5 | 12.5 | 10.25 | 7.5 | 9.75 | 4 |
| QCL140 | Privacy | 4.8 | 6 | 192 | 15.5 | 12.5 | 10.25 | 7.5 | 9.75 | 4 |
| QCL150 | Entry | 5 | 6 | 192 | 15.5 | 12.5 | 10.25 | 7.5 | 9.75 | 4 |
| QCL151 | Entry SFIC | 5 | 6 | 192 | 15.5 | 12.5 | 10.25 | 7.5 | 9.75 | 4 |
| QCL160 | Classroom | 5 | 6 | 192 | 15.5 | 12.5 | 10.25 | 7.5 | 9.75 | 4 |
| QCL161 | Classroom SFIC | 5 | 6 | 192 | 15.5 | 12.5 | 10.25 | 7.5 | 9.75 | 4 |
| QCL170 | Storeroom | 5 | 6 | 192 | 15.5 | 12.5 | 10.25 | 7.5 | 9.75 | 4 |
| QCL171 | Storeroom SFIC | 5 | 6 | 192 | 15.5 | 12.5 | 10.25 | 7.5 | 9.75 | 4 |
| QCL200 Series - Grade 2 Cylindrical locks | | | | | | | | | | |
| QCL220 | Dummy | 1.2 | 12 | 432 | 14 | 11.75 | 7.5 | 6.75 | 3.75 | 3.25 |
| QCL230 | Passage | 4 | 6 | 192 | 15.5 | 12.5 | 10.25 | 7.5 | 9.75 | 4 |
| QCL235 | Communicating | 4 | 6 | 192 | 15.5 | 12.5 | 10.25 | 7.5 | 9.75 | 4 |
| QCL240 | Privacy | 4.75 | 6 | 192 | 15.5 | 12.5 | 10.25 | 7.5 | 9.75 | 4 |
| QCL250 | Entry | 4.5 | 6 | 192 | 15.5 | 12.5 | 10.25 | 7.5 | 9.75 | 4 |
| QCL251 | Entry SFIC | 4.5 | 6 | 192 | 15.5 | 12.5 | 10.25 | 7.5 | 9.75 | 4 |
| QCL260 | Classroom | 4.5 | 6 | 192 | 15.5 | 12.5 | 10.25 | 7.5 | 9.75 | 4 |
| QCL261 | Classroom SFIC | 4.5 | 6 | 192 | 15.5 | 12.5 | 10.25 | 7.5 | 9.75 | 4 |
| QCL270 | Storeroom | 4.5 | 6 | 192 | 15.5 | 12.5 | 10.25 | 7.5 | 9.75 | 4 |
| QCL271 | Storeroom SFIC | 4.5 | 6 | 192 | 15.5 | 12.5 | 10.25 | 7.5 | 9.75 | 4 |
| QCI200 Series - Grade 2 Interconnect locks | | | | | | | | | | |
| QCI230 | Single Locking | 5.5 | 6 | 192 | 15.5 | 12.25 | 10.63 | 9.63 | 7.5 | 4 |
| QCI231 | Single Locking SFIC | 5.5 | 6 | 192 | 15.5 | 12.25 | 10.63 | 9.63 | 7.5 | 4 |
| QCI250 | Double Locking | 5.5 | 6 | 192 | 15.5 | 12.25 | 10.63 | 9.63 | 7.5 | 4 |
| QCI251 | Double Locking SFIC | 5.5 | 6 | 192 | 15.5 | 12.25 | 10.63 | 9.63 | 7.5 | 4 |
| QTL200 Series - Grade 2 Tubular locks | | | | | | | | | | |
| QTL220 | Dummy | 1.2 | 12 | 432 | 13.75 | 12.5 | 7 | 6 | 3.75 | 3.25 |
| QTL230 | Passage | 2.3 | 10 | 320 | 17 | 13.25 | 8.75 | 8 | 6 | 3.25 |
| QTL235 | Communicating | 2.5 | 10 | 320 | 17 | 13.25 | 8.75 | 8 | 6 | 3.25 |
| QTL240 | Privacy | 2.8 | 10 | 320 | 17 | 13.25 | 8.75 | 8 | 6 | 3.25 |
| QTL250 | Entry | 2.8 | 10 | 320 | 17 | 13.25 | 8.75 | 8 | 6 | 3.25 |
| QTL251 | Entry SFIC | 2.8 | 10 | 320 | 17 | 13.25 | 8.75 | 8 | 6 | 3.25 |
| QTL260 | Classroom | 2.8 | 10 | 320 | 17 | 13.25 | 8.75 | 8 | 6 | 3.25 |
| QTL261 | Classroom SFIC | 2.8 | 10 | 320 | 17 | 13.25 | 8.75 | 8 | 6 | 3.25 |
| QTL270 | Storeroom | 2.8 | 10 | 320 | 17 | 13.25 | 8.75 | 8 | 6 | 3.25 |
| QTL271 | Storeroom SFIC | 2.8 | 10 | 320 | 17 | 13.25 | 8.75 | 8 | 6 | 3.25 |
| QDB100 Series - Grade 1 Deadbolts | | | | | | | | | | |
| QDB180 | Single Cylinder | 2.5 | 12 | 384 | 15.75 | 13.5 | 6.5 | 3 | 4 | 5 |
| QDB181 | Single Cylinder SFIC | 2.5 | 12 | 384 | 15.75 | 13.5 | 6.5 | 3 | 4 | 5 |
| QDB182 | Double Cylinder | 2.8 | 12 | 384 | 15.75 | 13.5 | 6.5 | 3 | 4 | 5 |
| QDB183 | Double Cylinder SFIC | 2.8 | 12 | 384 | 15.75 | 13.5 | 6.5 | 3 | 4 | 5 |
| QDB186 | Classroom | 2.5 | 12 | 384 | 15.75 | 13.5 | 6.5 | 3 | 4 | 5 |
| QDB187 | Classroom SFIC | 2.5 | 12 | 384 | 15.75 | 13.5 | 6.5 | 3 | 4 | 5 |
| QDB200 Series - Grade 2 Deadbolts | | | | | | | | | | |
| QDB280 | Single Cylinder | 2.3 | 12 | 384 | 15.75 | 13.5 | 6.5 | 3 | 4 | 5 |
| QDB281 | Single Cylinder SFIC | 2.3 | 12 | 384 | 15.75 | 13.5 | 6.5 | 3 | 4 | 5 |

Weights & measurements

| Product | Function | Unit weight | Case qty | Pallet qty | Case Box | | | Unit Box | | |
|--|---|-------------|----------|------------|----------|-------|--------|----------|-------|--------|
| | | | | | Length | Width | Height | Length | Width | Height |
| QDB282 | Double Cylinder | 2.7 | 12 | 384 | 15.75 | 13.5 | 6.5 | 3 | 4 | 5 |
| QDB283 | Double Cylinder SFIC | 2.7 | 12 | 384 | 15.75 | 13.5 | 6.5 | 3 | 4 | 5 |
| QDB284 | Inside Turnbolt | 2 | 12 | 384 | 15.75 | 13.5 | 6.5 | 3 | 4 | 5 |
| QDB285 | Indicator | 1.27 | 12 | 384 | 15.75 | 13.5 | 6.5 | 3 | 4 | 5 |
| QDB286 | Classroom | 2.3 | 12 | 384 | 15.75 | 13.5 | 6.5 | 3 | 4 | 5 |
| QDB287 | Classroom SFIC | 2.3 | 12 | 384 | 15.75 | 13.5 | 6.5 | 3 | 4 | 5 |
| QDB288 | Key Control | 2.25 | 12 | 384 | 15.75 | 13.5 | 6.5 | 3 | 4 | 5 |
| QED100 Series - Grade 1 Heavy duty exit devices & trims | | | | | | | | | | |
| QED111 36" | Rim Hex Dogging | 11.7 | 1 | 40 | 36 | 10.25 | 5 | 36 | 10.25 | 5 |
| QED112 36" | Rim Cylinder Dogging | 11.7 | 1 | 40 | 36 | 10.25 | 5 | 36 | 10.25 | 5 |
| QED113 36" | Rim Fire Rated | 11.5 | 1 | 40 | 36 | 10.25 | 5 | 36 | 10.25 | 5 |
| QED114 36" 7' | Surface Vertical Rod - Hex Dogging | 14.7 | 1 | 40 | 36 | 10.25 | 5 | 36 | 10.25 | 5 |
| QED114 36" 8' | Surface Vertical Rod - Hex Dogging | 14.9 | 1 | 40 | 48 | 10.25 | 5 | 48 | 10.25 | 5 |
| QED115 36" 7' | Surface Vertical Rod - Cylinder Dogging | 14.7 | 1 | 40 | 36 | 10.25 | 5 | 36 | 10.25 | 5 |
| QED115 36" 8' | Surface Vertical Rod - Cylinder Dogging | 14.9 | 1 | 40 | 48 | 10.25 | 5 | 48 | 10.25 | 5 |
| QED116 36" 7' | Surface Vertical Rod - Fire Rated | 14.5 | 1 | 40 | 36 | 10.25 | 5 | 36 | 10.25 | 5 |
| QED116 36" 8' | Surface Vertical Rod - Fire Rated | 14.7 | 1 | 40 | 48 | 10.25 | 5 | 48 | 10.25 | 5 |
| QED117 36" 7' | SVR - Less Bottom Rod - Hex Dogging | 14.2 | 1 | 40 | 36 | 10.25 | 5 | 36 | 10.25 | 5 |
| QED117 36" 8' | SVR - Less Bottom Rod - Hex Dogging | 14.4 | 1 | 40 | 48 | 10.25 | 5 | 48 | 10.25 | 5 |
| QED118 36" 7' | SVR - Less Bottom Rod - Cylinder Dogging | 14.2 | 1 | 40 | 36 | 10.25 | 5 | 36 | 10.25 | 5 |
| QED118 36" 8' | SVR - Less Bottom Rod - Cylinder Dogging | 14.4 | 1 | 40 | 48 | 10.25 | 5 | 48 | 10.25 | 5 |
| QED119 36" 7' | SVR - Less Bottom Rod - Fire Rated | 14.7 | 1 | 40 | 36 | 10.25 | 5 | 36 | 10.25 | 5 |
| QED119 36" 8' | SVR - Less Bottom Rod - Fire Rated | 14.9 | 1 | 40 | 48 | 10.25 | 5 | 48 | 10.25 | 5 |
| QED124 36" 7' | Concealed Vertical Rod - Hex Dogging | 14.7 | 1 | 40 | 36 | 10.25 | 5 | 36 | 10.25 | 5 |
| QED124 36" 8' | Concealed Vertical Rod - Hex Dogging | 14.9 | 1 | 40 | 48 | 10.25 | 5 | 48 | 10.25 | 5 |
| QED125 36" 7' | Concealed Vertical Rod - Cylinder Dogging | 14.7 | 1 | 40 | 36 | 10.25 | 5 | 36 | 10.25 | 5 |
| QED125 36" 8' | Concealed Vertical Rod - Cylinder Dogging | 14.9 | 1 | 40 | 48 | 10.25 | 5 | 48 | 10.25 | 5 |
| QED126 36" 7' | Concealed Vertical Rod - Fire Rated | 14.5 | 1 | 40 | 36 | 10.25 | 5 | 36 | 10.25 | 5 |
| QED126 36" 8' | Concealed Vertical Rod - Fire Rated | 14.7 | 1 | 40 | 48 | 10.25 | 5 | 48 | 10.25 | 5 |
| QED127 36" 7' | CVR - Less Bottom Rod - Hex Dogging | 14.2 | 1 | 40 | 36 | 10.25 | 5 | 36 | 10.25 | 5 |
| QED127 36" 8' | CVR - Less Bottom Rod - Hex Dogging | 14.4 | 1 | 40 | 48 | 10.25 | 5 | 48 | 10.25 | 5 |
| QED128 36" 7' | CVR - Less Bottom Rod - Cylinder Dogging | 14.2 | 1 | 40 | 36 | 10.25 | 5 | 36 | 10.25 | 5 |
| QED128 36" 8' | CVR - Less Bottom Rod - Cylinder Dogging | 14.4 | 1 | 40 | 48 | 10.25 | 5 | 48 | 10.25 | 5 |
| QED129 36" 7' | CVR - Less Bottom Rod - Fire Rated | 14.7 | 1 | 40 | 36 | 10.25 | 5 | 36 | 10.25 | 5 |
| QED129 36" 8' | CVR - Less Bottom Rod - Fire Rated | 14.9 | 1 | 40 | 48 | 10.25 | 5 | 48 | 10.25 | 5 |
| QED111 48" | Rim Hex Dogging | 11.9 | 1 | 40 | 48 | 10.25 | 5 | 48 | 10.25 | 5 |
| QED112 48" | Rim Cylinder Dogging | 11.9 | 1 | 40 | 48 | 10.25 | 5 | 48 | 10.25 | 5 |
| QED113 48" | Rim Fire Rated | 11.7 | 1 | 40 | 48 | 10.25 | 5 | 48 | 10.25 | 5 |
| QED114 48" 7' | Surface Vertical Rod - Hex Dogging | 14.9 | 1 | 40 | 48 | 10.25 | 5 | 48 | 10.25 | 5 |
| QED114 48" 8' | Surface Vertical Rod - Hex Dogging | 15.1 | 1 | 40 | 48 | 10.25 | 5 | 48 | 10.25 | 5 |
| QED115 48" 7' | Surface Vertical Rod - Cylinder Dogging | 14.9 | 1 | 40 | 48 | 10.25 | 5 | 48 | 10.25 | 5 |
| QED115 48" 8' | Surface Vertical Rod - Cylinder Dogging | 15.1 | 1 | 40 | 48 | 10.25 | 5 | 48 | 10.25 | 5 |
| QED116 48" 7' | Surface Vertical Rod - Fire Rated | 14.7 | 1 | 40 | 48 | 10.25 | 5 | 48 | 10.25 | 5 |
| QED116 48" 8' | Surface Vertical Rod - Fire Rated | 14.9 | 1 | 40 | 48 | 10.25 | 5 | 48 | 10.25 | 5 |
| QED117 48" 7' | SVR - Less Bottom Rod - Hex Dogging | 14.4 | 1 | 40 | 48 | 10.25 | 5 | 48 | 10.25 | 5 |
| QED117 48" 8' | SVR - Less Bottom Rod - Hex Dogging | 14.6 | 1 | 40 | 48 | 10.25 | 5 | 48 | 10.25 | 5 |
| QED118 48" 7' | SVR - Less Bottom Rod - Cylinder Dogging | 14.4 | 1 | 40 | 48 | 10.25 | 5 | 48 | 10.25 | 5 |
| QED118 48" 8' | SVR - Less Bottom Rod - Cylinder Dogging | 14.6 | 1 | 40 | 48 | 10.25 | 5 | 48 | 10.25 | 5 |

Weights & measurements

| Product | Function | Unit weight | Case qty | Pallet qty | Case Box | | | Unit Box | | |
|---|---|-------------|----------|------------|----------|-------|--------|----------|-------|--------|
| | | | | | Length | Width | Height | Length | Width | Height |
| QED119 48" 7' | SVR - Less Bottom Rod - Fire Rated | 14.9 | 1 | 40 | 48 | 10.25 | 5 | 48 | 10.25 | 5 |
| QED119 48" 8' | SVR - Less Bottom Rod - Fire Rated | 15.1 | 1 | 40 | 48 | 10.25 | 5 | 48 | 10.25 | 5 |
| QED124 48" 7' | Concealed Vertical Rod - Hex Dogging | 14.9 | 1 | 40 | 48 | 10.25 | 5 | 48 | 10.25 | 5 |
| QED124 48" 8' | Concealed Vertical Rod - Hex Dogging | 15.1 | 1 | 40 | 48 | 10.25 | 5 | 48 | 10.25 | 5 |
| QED125 48" 7' | Concealed Vertical Rod - Cylinder Dogging | 14.9 | 1 | 40 | 48 | 10.25 | 5 | 48 | 10.25 | 5 |
| QED125 48" 8' | Concealed Vertical Rod - Cylinder Dogging | 15.1 | 1 | 40 | 48 | 10.25 | 5 | 48 | 10.25 | 5 |
| QED126 48" 7' | Concealed Vertical Rod - Fire Rated | 14.7 | 1 | 40 | 48 | 10.25 | 5 | 48 | 10.25 | 5 |
| QED126 48" 8' | Concealed Vertical Rod - Fire Rated | 14.9 | 1 | 40 | 48 | 10.25 | 5 | 48 | 10.25 | 5 |
| QED127 48" 7' | CVR - Less Bottom Rod - Hex Dogging | 14.4 | 1 | 40 | 48 | 10.25 | 5 | 48 | 10.25 | 5 |
| QED127 48" 8' | CVR - Less Bottom Rod - Hex Dogging | 14.6 | 1 | 40 | 48 | 10.25 | 5 | 48 | 10.25 | 5 |
| QED128 48" 7' | CVR - Less Bottom Rod - Cylinder Dogging | 14.4 | 1 | 40 | 48 | 10.25 | 5 | 48 | 10.25 | 5 |
| QED128 48" 8' | CVR - Less Bottom Rod - Cylinder Dogging | 14.4 | 1 | 40 | 48 | 10.25 | 5 | 48 | 10.25 | 5 |
| QED129 48" 7' | CVR - Less Bottom Rod - Fire Rated | 14.9 | 1 | 40 | 48 | 10.25 | 5 | 48 | 10.25 | 5 |
| QED129 48" 8' | CVR - Less Bottom Rod - Fire Rated | 15.1 | 1 | 40 | 48 | 10.25 | 5 | 48 | 10.25 | 5 |
| QET100 Series - Heavy duty escutcheon exit trim | | | | | | | | | | |
| QET120 | Dummy Escutcheon Lever | 2.2 | 6 | 288 | 16.81 | 14.25 | 9.13 | 8.27 | 5.34 | 3.34 |
| QET125 | Dummy Escutcheon Pull | 1.9 | 6 | 162 | 14.9 | 10.35 | 8.7 | 14.37 | 3.15 | 3.86 |
| QET130 | Passage Escutcheon Lever | 2.2 | 6 | 288 | 16.81 | 14.25 | 9.13 | 8.27 | 5.34 | 3.34 |
| QET160 | Keyed Escutcheon Lever (Classroom) | 2.9 | 6 | 288 | 16.81 | 14.25 | 9.13 | 8.27 | 5.34 | 3.34 |
| QET165 | Thumbpiece Escutcheon Pull | 3.1 | 6 | 162 | 14.9 | 10.35 | 8.7 | 14.37 | 3.15 | 3.86 |
| QET167 | Thumbpiece Dummy Escutcheon Pull | 1.9 | 6 | 162 | 14.9 | 10.35 | 8.7 | 14.37 | 3.15 | 3.86 |
| QET170 | Night Latch Escutcheon Lever (Storeroom) | 2.8 | 6 | 288 | 16.81 | 14.25 | 9.13 | 8.27 | 5.34 | 3.34 |
| QET175 | Night Latch Pull (Storeroom) | 1.9 | 6 | 162 | 14.9 | 10.35 | 8.7 | 14.37 | 3.15 | 3.86 |
| QET190 | Flat/Blank Escutcheon Plate | 1.4 | 6 | 162 | 14.9 | 10.35 | 8.7 | 14.37 | 3.15 | 3.86 |
| QED300 SERIES - Grade 1 Standard duty exit devices & trims | | | | | | | | | | |
| QED311 36" | Rim Hex Dogging | 6.2 | 4 | 48 | 36.5 | 16 | 8.2 | 36.5 | 7.25 | 3.75 |
| QED312 36" | Rim Cylinder Dogging | 6.2 | 4 | 48 | 36.5 | 16 | 8.2 | 36.5 | 7.25 | 3.75 |
| QED313 36" | Rim Fire Rated | 6 | 4 | 48 | 36.5 | 16 | 8.2 | 36.5 | 7.25 | 3.75 |
| QED314 36" 7' | Surface Vertical Rod - Hex Dogging | 8.2 | 4 | 48 | 36.5 | 16 | 8.2 | 36.5 | 7.25 | 3.75 |
| QED314 36" 8' | Surface Vertical Rod - Hex Dogging | 8.4 | 4 | 48 | 36.5 | 16 | 8.2 | 36.5 | 7.25 | 3.75 |
| QED315 36" 7' | Surface Vertical Rod - Cylinder Dogging | 8.2 | 4 | 48 | 36.5 | 16 | 8.2 | 36.5 | 7.25 | 3.75 |
| QED315 36" 8' | Surface Vertical Rod - Cylinder Dogging | 8.4 | 4 | 48 | 36.5 | 16 | 8.2 | 36.5 | 7.25 | 3.75 |
| QED316 36" 7' | Surface Vertical Rod - Fire Rated | 8 | 4 | 48 | 36.5 | 16 | 8.2 | 36.5 | 7.25 | 3.75 |
| QED316 36" 8' | Surface Vertical Rod - Fire Rated | 8.2 | 4 | 48 | 36.5 | 16 | 8.2 | 36.5 | 7.25 | 3.75 |
| QED317 36" 7' | SVR - Less Bottom Rod - Hex Dogging | 8 | 4 | 48 | 36.5 | 16 | 8.2 | 36.5 | 7.25 | 3.75 |
| QED317 36" 8' | SVR - Less Bottom Rod - Hex Dogging | 8.2 | 4 | 48 | 36.5 | 16 | 8.2 | 36.5 | 7.25 | 3.75 |
| QED318 36" 7' | SVR - Less Bottom Rod - Cylinder Dogging | 8 | 4 | 48 | 36.5 | 16 | 8.2 | 36.5 | 7.25 | 3.75 |
| QED318 36" 8' | SVR - Less Bottom Rod - Cylinder Dogging | 8.2 | 4 | 48 | 36.5 | 16 | 8.2 | 36.5 | 7.25 | 3.75 |
| QED319 36" 7' | SVR - Less Bottom Rod - Fire Rated | 8.2 | 4 | 48 | 36.5 | 16 | 8.2 | 36.5 | 7.25 | 3.75 |
| QED319 36" 8' | SVR - Less Bottom Rod - Fire Rated | 8.4 | 4 | 48 | 36.5 | 16 | 8.2 | 36.5 | 7.25 | 3.75 |
| QED311 48" | Rim Hex Dogging | 6.4 | 4 | 48 | 48.5 | 16 | 8.2 | 48.5 | 7.25 | 3.75 |
| QED312 48" | Rim Cylinder Dogging | 6.4 | 4 | 48 | 48.5 | 16 | 8.2 | 48.5 | 7.25 | 3.75 |
| QED313 48" | Rim Fire Rated | 6.2 | 4 | 48 | 48.5 | 16 | 8.2 | 48.5 | 7.25 | 3.75 |
| QED314 48" 7' | Surface Vertical Rod - Hex Dogging | 8.4 | 4 | 48 | 48.5 | 16 | 8.2 | 48.5 | 7.25 | 3.75 |
| QED314 48" 8' | Surface Vertical Rod - Hex Dogging | 8.6 | 4 | 48 | 48.5 | 16 | 8.2 | 48.5 | 7.25 | 3.75 |
| QED315 48" 7' | Surface Vertical Rod - Cylinder Dogging | 8.4 | 4 | 48 | 48.5 | 16 | 8.2 | 48.5 | 7.25 | 3.75 |
| QED315 48" 8' | Surface Vertical Rod - Cylinder Dogging | 8.6 | 4 | 48 | 48.5 | 16 | 8.2 | 48.5 | 7.25 | 3.75 |
| QED316 48" 7' | Surface Vertical Rod - Fire Rated | 8.2 | 4 | 48 | 48.5 | 16 | 8.2 | 48.5 | 7.25 | 3.75 |

Weights & measurements

| Product | Function | Unit weight | Case qty | Pallet qty | Case Box | | | Unit Box | | |
|---|--|-------------|----------|------------|----------|-------|--------|----------|-------|--------|
| | | | | | Length | Width | Height | Length | Width | Height |
| QED316 48" 8' | Surface Vertical Rod - Fire Rated | 8.4 | 4 | 48 | 48.5 | 16 | 8.2 | 48.5 | 7.25 | 3.75 |
| QED317 48" 7' | SVR - Less Bottom Rod - Hex Dogging | 8.2 | 4 | 48 | 48.5 | 16 | 8.2 | 48.5 | 7.25 | 3.75 |
| QED317 48" 8' | SVR - Less Bottom Rod - Hex Dogging | 8.4 | 4 | 48 | 48.5 | 16 | 8.2 | 48.5 | 7.25 | 3.75 |
| QED318 48" 7' | SVR - Less Bottom Rod - Cylinder Dogging | 8.2 | 4 | 48 | 48.5 | 16 | 8.2 | 48.5 | 7.25 | 3.75 |
| QED318 48" 8' | SVR - Less Bottom Rod - Cylinder Dogging | 8.4 | 4 | 48 | 48.5 | 16 | 8.2 | 48.5 | 7.25 | 3.75 |
| QED319 48" 7' | SVR - Less Bottom Rod - Fire Rated | 8.4 | 4 | 48 | 48.5 | 16 | 8.2 | 48.5 | 7.25 | 3.75 |
| QED319 48" 8' | SVR - Less Bottom Rod - Fire Rated | 8.6 | 4 | 48 | 48.5 | 16 | 8.2 | 48.5 | 7.25 | 3.75 |
| QET300 Series - Standard duty escutcheon exit trim | | | | | | | | | | |
| QET320 | Dummy Escutcheon Lever | 2.25 | 12 | 324 | 16.81 | 14.25 | 9.13 | 8.27 | 5.34 | 3.34 |
| QET325 | Dummy Escutcheon Pull | 1.9 | 6 | 162 | 14.9 | 10.35 | 8.7 | 14.37 | 3.15 | 3.86 |
| QET330 | Passage Escutcheon Lever | 2.8 | 12 | 324 | 16.81 | 14.25 | 9.13 | 8.27 | 5.34 | 3.34 |
| QET360 | Keyed Escutcheon Lever (Classroom) | 2.8 | 12 | 324 | 16.81 | 14.25 | 9.13 | 8.27 | 5.34 | 3.34 |
| QET365 | Thumbpiece Escutcheon Pull | 3.1 | 6 | 162 | 14.9 | 10.35 | 8.7 | 14.37 | 3.15 | 3.86 |
| QET367 | Thumbpiece Dummy Escutcheon Pull | 1.9 | 6 | 162 | 14.9 | 10.35 | 8.7 | 14.37 | 3.15 | 3.86 |
| QET370 | Night Latch Escutcheon Lever (Storeroom) | 2.8 | 12 | 324 | 16.81 | 14.25 | 9.13 | 8.27 | 5.34 | 3.34 |
| QET375 | Night Latch Pull (Storeroom) | 1.9 | 6 | 162 | 14.9 | 10.35 | 8.7 | 14.37 | 3.15 | 3.86 |
| QET377 | Gull Wing Trim (Storeroom) | 1.7 | 12 | 324 | 16.81 | 14.25 | 9.13 | 8.27 | 5.34 | 3.34 |
| QET390 | Flat/Blank Escutcheon Plate | 1.4 | 6 | 162 | 14.9 | 10.35 | 8.7 | 14.37 | 3.15 | 3.86 |
| QRT300 Series - Standard duty round rose trim | | | | | | | | | | |
| QRT320 | Dummy Round Rose | 2.07 | 12 | 432 | 14 | 11.75 | 7.5 | 7.5 | 6.75 | 3.75 |
| QRT330 | Passage Round Rose | 2.07 | 12 | 432 | 14 | 11.75 | 7.5 | 7.5 | 6.75 | 3.75 |
| QRT360 | Entry Round Rose (Classroom) | 2.8 | 12 | 432 | 14 | 11.75 | 7.5 | 7.5 | 6.75 | 3.75 |
| QRT361 | Entry Round Rose SFIC (Classroom) | 2.8 | 12 | 432 | 14 | 11.75 | 7.5 | 7.5 | 6.75 | 3.75 |
| QRT370 | Night Latch Round Rose (Storeroom) | 2.8 | 12 | 432 | 14 | 11.75 | 7.5 | 7.5 | 6.75 | 3.75 |
| QRT371 | Night Latch Round Rose SFIC (Storeroom) | 2.8 | 12 | 432 | 14 | 11.75 | 7.5 | 7.5 | 6.75 | 3.75 |
| Door closers | | | | | | | | | | |
| Extra Duty | | | | | | | | | | |
| QDC111 | Tri-pack | 12.3 | 3 | 126 | 14.25 | 16.5 | 6 | 14.25 | 5.5 | 6 |
| QDC112 | Tri-pack with Hold Open | 13.3 | 1 | 138 | 14.25 | 5.5 | 7 | 14.25 | 5.5 | 7 |
| QDC113 | Extra Duty Arm with Compression Stop | 14 | 1 | 138 | 14.25 | 5.5 | 7 | 14.25 | 5.5 | 7 |
| QDC114 | Extra Duty Arm with Hold Open and Compression Stop | 14 | 1 | 115 | 14.25 | 5.5 | 8 | 14.25 | 5.5 | 8 |
| QDC115 | Extra Duty Arm | 13.6 | 1 | 138 | 14.25 | 5.5 | 7 | 14.25 | 5.5 | 7 |
| QDC116 | Extra Duty Arm with Hold Open | 13.8 | 1 | 138 | 14.25 | 5.5 | 7 | 14.25 | 5.5 | 7 |
| Heavy Duty | | | | | | | | | | |
| QDC211 | Tri-pack | 6.6 | 6 | 180 | 14.25 | 15.75 | 7.5 | 13.5 | 4.875 | 3.25 |
| QDC212 | Tri-pack with Hold Open | 8 | 6 | 180 | 14.25 | 15.75 | 7.5 | 13.5 | 4.875 | 3.25 |
| QDC213 | Heavy Duty Arm with Compression Stop | 8.5 | 3 | 216 | 14.25 | 15.75 | 7.5 | 13.375 | 7.875 | 3.25 |
| QDC214 | Heavy Duty Arm with Hold Open and Compression Stop | 8.7 | 3 | 216 | 14.25 | 15.75 | 7.5 | 13.375 | 7.875 | 3.25 |
| Standard Duty | | | | | | | | | | |
| QDC311 | Tri-pack | 6.3 | 6 | 180 | 14.25 | 15.75 | 7.5 | 13.5 | 4.875 | 3.25 |
| QDC312 | Tri-pack with Hold Open | 7.7 | 6 | 180 | 14.25 | 15.75 | 7.5 | 13.5 | 4.875 | 3.25 |
| QDC313 | Heavy Duty Arm with Compression Stop | 8.2 | 3 | 216 | 14.25 | 15.75 | 7.5 | 13.375 | 7.875 | 3.25 |
| qDC314 | Heavy Duty Arm with Hold Open and Compression Stop | 8.4 | 3 | 216 | 14.25 | 15.75 | 7.5 | 13.375 | 7.875 | 3.25 |

Quoting & Ordering

Price quotations are based on one (1) shipment to one (1) location, and are valid as identified in the quote but in no case longer than one year from the date of the quote. All exceptions will be evaluated on an individual basis.

All quotation requests will be provided by the dormakaba USA Inc. ("dormakaba USA") Representative where the project is located.

QUOTING PROCESS AND PROCEDURES: The following information is necessary to secure a price quotation from dormakaba USA.

- Distributor Name
- Distributor Location
- Distributor Contact Name and Phone Number
- Distributor e-mail contact
- Project Name
- Project Location
- Bid Date
- Architects Name, Phone Number and Architects Location
- Specification Writer Name, Phone Number and Location
- Competitive Influence / Specification

List of materials to be quoted Every attempt will be made by dormakaba USA to provide the price quotation in a timely manner. Upon completion, you will receive a copy of the quotation which will also include a valid quotation number. Once the project is secured, a copy of the quotation must accompany your purchase order and be forwarded to dormakaba USA Customer Service Department in Indianapolis for processing.

NON-STANDARD PRODUCT REQUEST: Please contact your dormakaba USA Representative to complete a Non-Standard Product Request Form.

All requests should be submitted to the following email address:
Email: product.request.us@dormakaba.com

Upon receipt of a special order request, dormakaba USA will review the configuration and determine if dormakaba USA is capable of making the special order product and will provide a response to the customer. If dormakaba USA is able to make the special order product, dormakaba USA will provide a specific sku/configuration to the customer for the special order product. This sku/configuration must be identified on all Purchase Orders. In addition, the Purchase Order must be marked as a "Special Order".

ORDERING: The following information is required for dormakaba USA to successfully process any order:

- Itemized Purchase Order (PO)
- dormakaba USA Approved Quote

Please send all orders to BAS-orderentry.us@dormakaba.com or by fax to 877-835-1030

NOTE: For detailed information on how to place an order for dormakaba USA products as well as BEST masterkey services please see the detailed section regarding "Best Ordering".

ADD ON ORDERS FOR QUOTED PROJECTS: To place an add-on order from a quoted project the Distributor must include the original quote, PO number and/or dormakaba USA's original order number. Add-On orders will be accepted for a period one (1) year from the original order date. Add-On orders received that are outside of the aforementioned period will be forwarded to the dormakaba USA Representative for re-quote.

STOCKING ORDERS: All orders for stock replenishment should be

marked as "Stock" and indicate a "Ship To" address that coincides with the stocking Distributor warehouse location.

INCOMPLETE ORDER PROCESS: All orders are screened upon receipt for complete information. If an order is received incomplete, dormakaba USA Customer Service will make one (1) attempt to contact a Distributor directly for the missing requirements. If the information is not made available to dormakaba USA at that time the order will be referred to the local dormakaba USA Representative for resolution. All incomplete orders will be cancelled if not resolved after fourteen (14) calendar days.

PRICE DISCREPANCY PROCESS: All entered orders are reviewed by dormakaba USA Customer Service for accuracy and pricing consistency between the Distributor and dormakaba USA. Any order determined by dormakaba USA, in its sole and absolute discretion, to have a value greater than the Total Price shown on the Distributor purchase order will be held by dormakaba USA for a Price Discrepancy. dormakaba USA quotes are also reviewed to ensure that they are complete, approved, and match the PO. Due to pricing sensitivity, all price discrepancies must be resolved exclusively by your dormakaba USA Representative.

ORDER CANCELLATION/CHANGES: All requests for Order Cancellations and Changes (Quantity, Shipping, Finish, Function, etc) should be sent directly to dormakaba USA Customer Service. Requests via phone will be accepted, but must be accompanied by a written request. Factory Order Number, PO Number, Account Info, and Detailed Changes must be clearly indicated. Change requests can be submitted via the following methods:

Email: BAS-cshelp.us@dormakaba.com
Fax: 1-877-835-1030

All order cancellations or changes will be subject to a cancellation fee as defined in dormakaba USA's Terms and Conditions of Sale.

PRODUCTION SCHEDULING AND "DO NOT SHIP BEFORE" REQUESTS: All orders are scheduled for production and shipping based on current production lead times and availability. Scheduling is completed only when an order is released from both credit and pricing review.

Exceptions to this policy are made only when the PO is clearly marked: "Do Not Ship Before" followed by the date. (Required Date, Expected Date, etc. do not apply) These orders will be scheduled to ship on or after the date listed.

Changes to "Do Not Ship Before" dates are required in writing and should be sent to: BAS-cshelp.us@dormakaba.com.

Be advised, orders not clearly marked with a "Do Not Ship Before" designation will be payable within normal terms from the actual shipment date.

EXPEDITE REQUESTS:

- Expedite requests will be reviewed and accommodated by dormakaba USA based on production lead times and availability.

Email: BAS-expediterequest.us@dormakaba.com

- See the then current dormakaba USA Quick Ship Program for details.

WHOLESALE PURCHASE: Distributors are also free to utilize dormakaba USA's Authorized Wholesalers to purchase product. dormakaba USA does not make any guarantee of availability or pricing for purchases from an Authorized Wholesaler and the discounts afforded to Distributor by dormakaba USA shall not apply to purchases from an Authorized Wholesaler. The terms and conditions and price of product shall be as mutually agreed between Distributor and Wholesaler.

Returned authorization (RA)

RA REQUESTS: A Return Authorization Form ("RA") must be utilized to return defective products still under warranty or products deemed repairable by dormakaba USA Inc. ("dormakaba USA"). All products returned to dormakaba USA must have a correct Return Authorization (RA) number applied to the outside of the shipping carton. All products must be returned within sixty (60) calendar days of RA issue date. This process can take up to seven (7) days after product is received at dormakaba USA's factory. If a defective product presents a security risk, an advance replacement may be requested.

RA PROCESS: Requests for warranty related returns can be initiated by submitting an e-mail to **BAS-rgacreditgrp.us@dormakaba.com**.

The RA Request Form must be completed entirely to process an RA. The following information will be needed:

- End User Name
- Account Number
- Contact Name
- Phone Number
- Purchaser Order Number
- Sales Order Number
- Item Number
- Item Quantity
- Description of the Problem

Upon review and approval of the submitted RA request, a claim number is logged and provided back to the requestor by a dormakaba USA Team member.

Once a claim number is issued, this number should be noted on all references and communications regarding the applicable situation to ensure a claim is easily identified.

Defective product should be returned to the address below. The shipment must be marked with the approved RA claim number to ensure prompt processing and attention. All shipping charges prepaid by customer.

When material is received at dormakaba USA's factory, dormakaba USA will assess and determine the nature of the defect.

Defective goods are replaced upon dormakaba USA's determination.

Credit for material and freight is issued only if deemed appropriate by dormakaba USA. If approved, credit is initiated and a credit memo is mailed to the Distributor within fifteen (15) business days.

PURCHASE ORDERS:

A Purchase Order (PO) will be required if the Product is:

1. Defective and not under warranty, or
2. An advance replacement is required without verification of whether the product is defective and under warranty.

Please send Purchase Orders to the following:

- Preferred Method e-mail:
BAS-rgacreditgrp.us@dormakaba.com
Fax: 1-877-835-1030

Returned Authorization (RA) Non-Warranty

RA POLICY: A Return Authorization Form ("RA") must be utilized to return products that are not defective and otherwise in a resalable condition. Only goods with an invoice date of less than one (1) year will be considered for a non-warranty related return. All materials returned to dormakaba USA Inc. ("dormakaba USA") for any reason (other than warranty), must have a correct RA number applied to the outside of the shipping carton. A standard re-stocking charge (of the purchase price) will be applied to the Distributor's account for orders returned, including orders that were placed by customer in error. Transportation charges of returned goods must be prepaid by the Distributor. All goods must be returned within sixty (60) calendar days of RA issue date. All goods must be returned in original packaging and be in resalable condition. Product not returned in saleable condition is subject to disposal by dormakaba USA with no credit issued. Commercial Hardware items that are special made to order items will not be returned under any circumstances.

RA PROCESS: Requests for non-warranty related returns can be initiated by submitting an e-mail to BAS-rgacreditgrp.us@dormakaba.com.

The RA Request Form must be completed entirely to process an RA. The following information will be needed:

- Company Name
- Account Number
- Contact Name
- Purchaser Order Number
- Sales Order Number
- Item Number
- Item Quantity
- Phone Number
- Description of the Problem

1. Upon review and approval of the submitted RA request, a claim number is logged and provided back to the requestor by a dormakaba USA Team member:
2. Once a claim number is issued, this number should be noted on all references and communications concerning said RA.
3. Product should be returned to the address below. The shipment must be marked with the approved RA claim number to ensure prompt processing and attention. All shipping charges prepaid by customer.
dormakaba USA Inc.
Attn: Returns Department
6161 East 75th Street
Indianapolis, IN 46250
4. The RA will be processed once material is received at dormakaba USA's factory provided it is received in its original packaging and is in saleable condition.
5. Credit is issued to the Distributor account and a credit memo is mailed to the Distributor.

Fulfillment Issues

Any quality issues (missing parts, wrong parts, handing, finish, etc) should be submitted electronically to: BAS-rgacreditgrp.us@dormakaba.com or your Local dormakaba USA Representative.

Please reference your original Purchase Order (PO) Number, Factory Order Number, Distributor Account, Contact Information (E-mail/Fax), and include a detailed description of the issue.

1) ITEMS MISSING FROM A SHIPMENT: If you have signed your shipment short, dormakaba USA Customer Service will promptly issue a No Charge replacement order for the missing products.

If the shipment was not signed short but after review, dormakaba USA Customer Service determines (based on shipping weights, packing lists, etc) that the order was indeed shipped short, a No Charge replacement will be issued.

If dormakaba USA Customer Service cannot verify a shipping error, an advance replacement order will be entered, charged, and expedited to the Distributor. The quality issue will be forwarded to the Return Authorization Credit Group for resolution.

If it is determined that the item was omitted from the order due to a dormakaba USA order entry error, a change order will be entered and expedited for the missing products.

Please see price book for further detail.

2) WRONG ITEMS RECEIVED (parts, handing, function, finish, etc):

Advanced replacements will be issued for any wrong items received. **Such orders will be charged based on pricing/discounts from the original order.** The issue will be forwarded to dormakaba USA's Return Authorization Credit Group for resolution.

Any quality issue that is determined to be either a dormakaba USA order entry and/or manufacturing error will have an advanced replacement order entered and will be expedited. An RA will be issued to return the incorrect products. No re-stock fee will apply for dormakaba USA order entry and/or manufacturing errors.

Keying system summary

| Sheet | Date | Purchase Order #: | Sales Order #: |
|--------|------|-------------------|----------------|
| 1 of 2 | | | |

| Sold to: |
|----------|
| |
| |
| |

| Ship to: |
|----------|
| |
| |
| |

| 1. Job Name & Address |
|-----------------------|
| |
| |
| |

| 5. Key Quantity | | |
|--|-------|-------|
| Master Level | Stamp | Qty |
| <input type="checkbox"/> GGM | _____ | _____ |
| <input type="checkbox"/> GM | _____ | _____ |
| <input type="checkbox"/> _____ | _____ | _____ |
| <input type="checkbox"/> ML/Group | _____ | _____ |
| <input type="checkbox"/> _____ | _____ | _____ |
| <input type="checkbox"/> Other | _____ | _____ |
| <input type="checkbox"/> Other | _____ | _____ |
| <input type="checkbox"/> Other | _____ | _____ |
| Change Keys* | | Qty |
| Per Cylinder/Lockset | | _____ |
| Per Keyed Alike Group | | _____ |
| *Two cut change keys are standard per lockset/cylinder. Key blanks cannot be substituted for cut keys | | |

| 2. System Status |
|--|
| <input type="checkbox"/> New <input type="checkbox"/> Existing |

| 3. System Type |
|---|
| <input type="checkbox"/> SKD <input type="checkbox"/> Maison (Cross Keying) |
| <input type="checkbox"/> MK <input type="checkbox"/> CK (Construction Keying) |
| <input type="checkbox"/> GMK |
| <input type="checkbox"/> CGMK |

| 4. Keys | |
|--|--|
| Keyway Selection | |
| <input type="checkbox"/> Kwikset | <input type="checkbox"/> Yale - GA |
| <input type="checkbox"/> Weiser | <input type="checkbox"/> Sargent - LA |
| <input type="checkbox"/> Schlage - C | <input type="checkbox"/> SFIC - F (IC Core) |
| <input type="checkbox"/> VKC0 No Bitting or Key Set Stamping on Keys | <input type="checkbox"/> CKC2 Concealed Key Control Cylinders & VKC Keys |
| <input type="checkbox"/> VKC1 Visual Key Stamping (Keys Only) | <input type="checkbox"/> CKC3 Concealed Key Control Cylinders Only |
| <input type="checkbox"/> VKC2 Special Stamping (other than standard symbols) | <input type="checkbox"/> DND Do Not Duplicate (Keys Stamped) |
| <input type="checkbox"/> VKC3 Visual Key Control (Cylinder face only - levers & deadbolts) | - Keys: up to 6 characters - Cylinder face: Up to 4 characters |
| <input type="checkbox"/> VKC4 Visual Key Control (Keys & Cylinder face) | - Cylinder side: Up to 6 characters |

| 6. Cross Keying | |
|-----------------|-------------------------|
| Key Symbol | To Be Operated By (OBY) |
| _____ | _____ |
| _____ | _____ |
| _____ | _____ |
| _____ | _____ |
| _____ | _____ |
| _____ | _____ |

Keying system summary

| | | | |
|--------|------|-------------------|----------------|
| Sheet | Date | Purchase Order #: | Sales Order #: |
| 2 of 2 | | | |

| Sold to: |
|----------|
| |
| |
| |

| 7. Packaging & Markings |
|--|
| <input type="checkbox"/> Pack Change Keys with Locks/Cylinders (standard) <input type="checkbox"/> Pack Change Keys Separately |
| Label Envelopes: <input type="checkbox"/> Key Symbol <input type="checkbox"/> Door Number <input type="checkbox"/> CGMK <input type="checkbox"/> Other* |
| <small>*Markings for other</small> |
| Ship Change Keys To: _____ _____ _____ |
| Attention: _____ |

| 8. Shipping Instructions For Master Keys |
|--|
| Ship Master Keys To: _____ _____ _____ |
| Attention: _____ |

| 9. Shipping Instructions For Construction Keys |
|--|
| Ship Construction Keys To: _____ _____ _____ |
| Attention: _____ |

| 10. Bitting List |
|---|
| Provide Bitting List for this Order: <input type="checkbox"/> Yes <input type="checkbox"/> No |
| Letter of Authorization: <input type="checkbox"/> Attached |
| Mail Bitting List To: _____ _____ _____ |
| Attention: _____ |

| 11. Contact |
|---|
| Name of individual in your organization who is knowledgeable about this project, should any clarification be necessary (Please Print): Name: _____ Fax #: _____ Phone #: _____ |
| This form has been completed by (Please Print): Name: _____ |

| Additional Information (Attach) |
|---|
| _____ _____ _____ _____ _____ _____ _____ |



Door
Hardware



Electronic
Access & Data



Mechanical
Key Systems



Lodging
Systems



Entrance
Systems



Safe
Locks



Service

Our Sustainability Commitment

We are committed to fostering a sustainable development along our entire value chain in line with our economic, environmental and social responsibilities toward current and future generations.

